

Local Market Update – December 2022

A RESEARCH TOOL PROVIDED BY THE COLUMBUS REALTORS®
BASED ON RESIDENTIAL LISTING DATA ONLY



South-Western City School District (Grove City)

Franklin and Pickaway Counties

Key Metrics	December			Year to Date		
	2021	2022	% Change	Thru 12-2021	Thru 12-2022	% Change
Closed Sales	187	132	- 29.4%	2,289	1,922	- 16.0%
In Contracts	152	129	- 15.1%	2,319	1,908	- 17.7%
Average Sales Price*	\$264,584	\$282,173	+ 6.6%	\$257,097	\$285,163	+ 10.9%
Median Sales Price*	\$250,000	\$254,900	+ 2.0%	\$240,500	\$268,500	+ 11.6%
Average Price Per Square Foot*	\$163.81	\$173.37	+ 5.8%	\$158.40	\$177.37	+ 12.0%
Percent of Original List Price Received*	100.9%	96.3%	- 4.6%	103.4%	101.5%	- 1.8%
Percent of Last List Price Received*	101.0%	98.9%	- 2.1%	103.5%	102.3%	- 1.2%
Days on Market Until Sale	10	26	+ 160.0%	11	15	+ 36.4%
New Listings	130	99	- 23.8%	2,452	2,120	- 13.5%
Median List Price of New Listings	\$247,450	\$259,000	+ 4.7%	\$235,000	\$260,000	+ 10.6%
Median List Price at Time of Sale	\$245,000	\$255,000	+ 4.1%	\$229,900	\$259,888	+ 13.0%
Inventory of Homes for Sale	99	144	+ 45.5%	—	—	—
Months Supply of Inventory	0.5	0.9	+ 80.0%	—	—	—

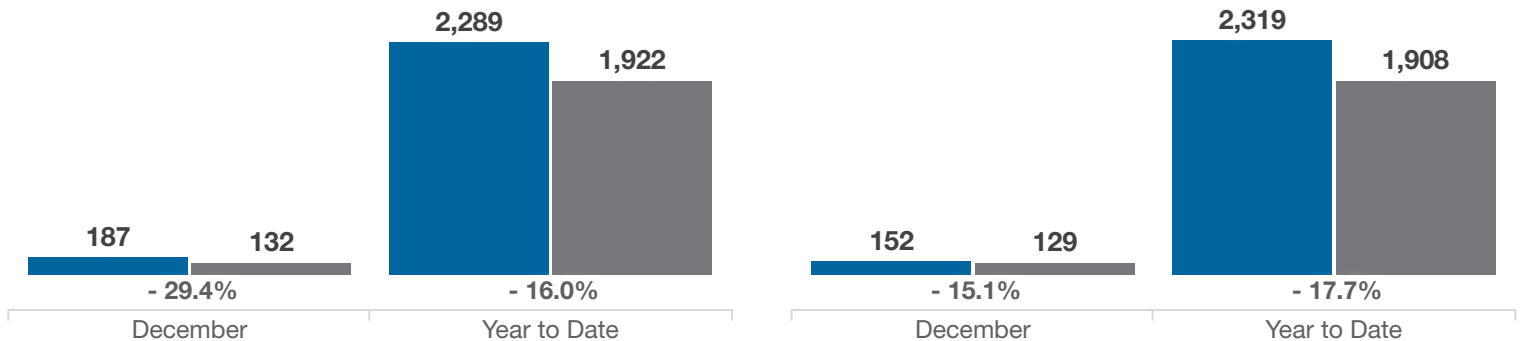
* Does not account for sale concessions and/or downpayment assistance. | Percent changes are calculated using rounded figures and can sometimes look extreme due to small sample size.

Closed Sales

■ 2021 ■ 2022

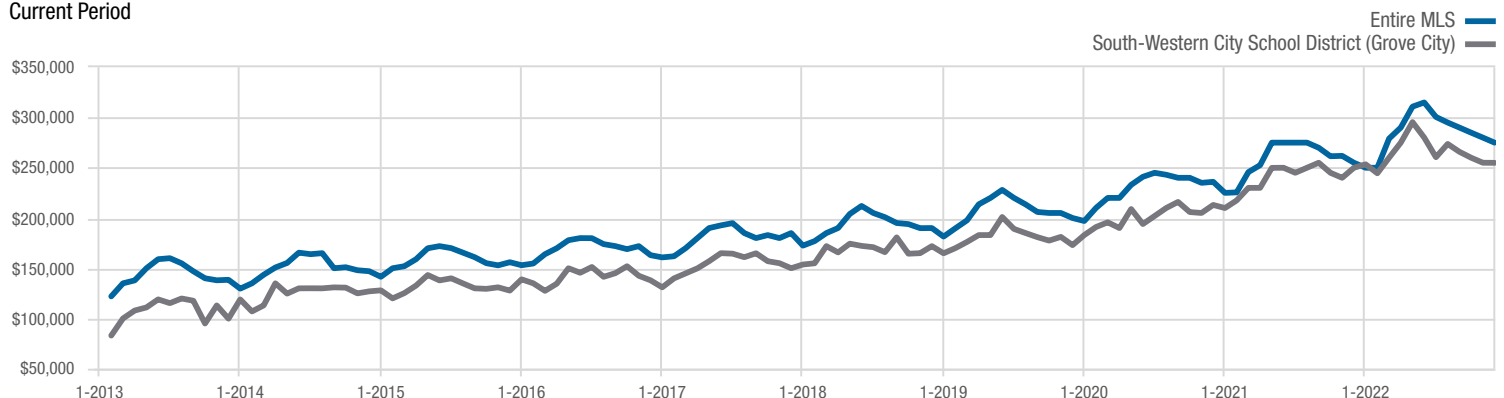
In Contracts

■ 2021 ■ 2022



Median Sales Price

Current Period



Each data point represents the median sales price in a given month.

Local Market Update – December 2022

A RESEARCH TOOL PROVIDED BY THE COLUMBUS REALTORS®
BASED ON RESIDENTIAL LISTING DATA ONLY

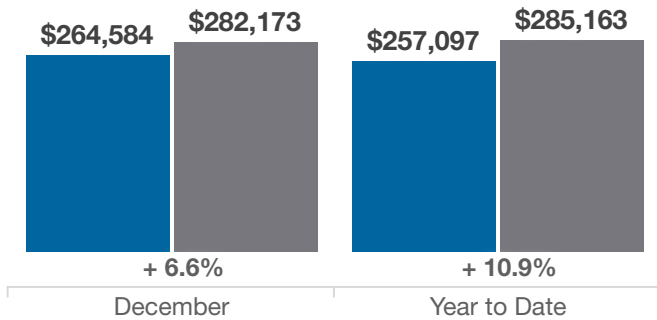


South-Western City School District (Grove City)

Franklin and Pickaway Counties

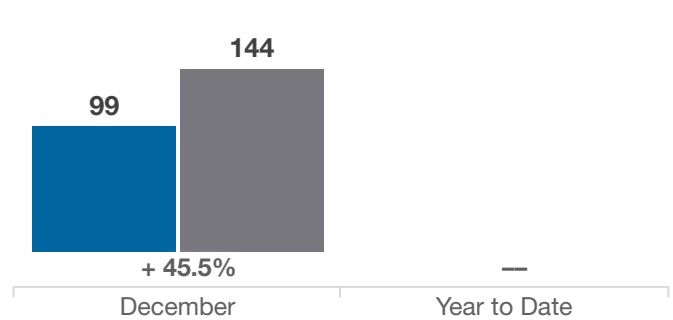
Average Sales Price

■ 2021 ■ 2022



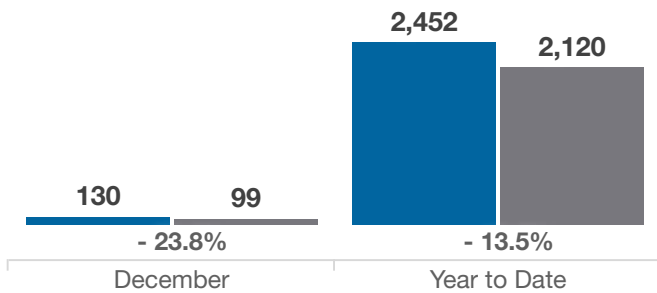
Inventory of Homes for Sale

■ 2021 ■ 2022



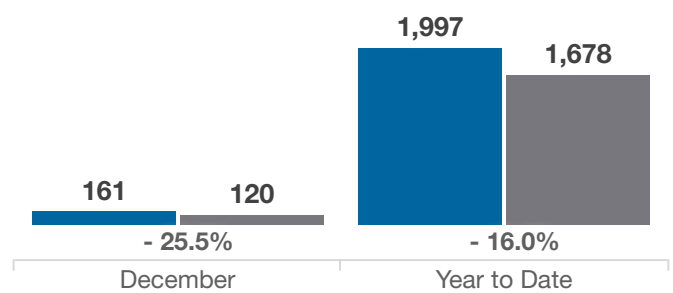
New Listings

■ 2021 ■ 2022



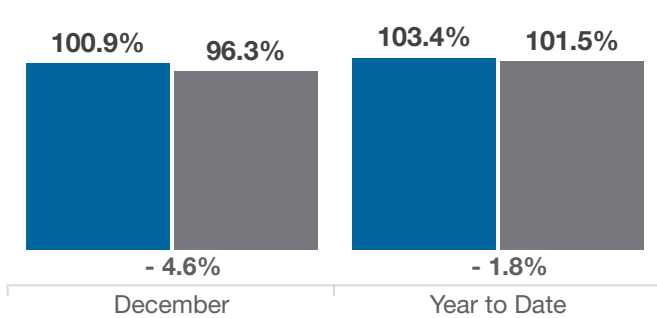
Single Family Sales

■ 2021 ■ 2022



Pct. Of Orig. List Price Received

■ 2021 ■ 2022



Condo Sales

■ 2021 ■ 2022

