

Local Market Update – December 2022

A RESEARCH TOOL PROVIDED BY THE COLUMBUS REALTORS®
BASED ON RESIDENTIAL LISTING DATA ONLY



Washington Court House City School District

Fayette County

Key Metrics	December			Year to Date		
	2021	2022	% Change	Thru 12-2021	Thru 12-2022	% Change
Closed Sales	20	12	- 40.0%	245	168	- 31.4%
In Contracts	18	10	- 44.4%	247	167	- 32.4%
Average Sales Price*	\$133,910	\$171,525	+ 28.1%	\$158,989	\$175,909	+ 10.6%
Median Sales Price*	\$134,000	\$174,950	+ 30.6%	\$150,000	\$165,000	+ 10.0%
Average Price Per Square Foot*	\$95.00	\$130.84	+ 37.7%	\$102.90	\$117.75	+ 14.4%
Percent of Original List Price Received*	95.9%	97.8%	+ 2.0%	99.1%	98.2%	- 0.9%
Percent of Last List Price Received*	98.5%	96.7%	- 1.8%	99.8%	99.6%	- 0.2%
Days on Market Until Sale	35	25	- 28.6%	29	16	- 44.8%
New Listings	18	10	- 44.4%	258	208	- 19.4%
Median List Price of New Listings	\$179,900	\$112,450	- 37.5%	\$148,950	\$159,900	+ 7.4%
Median List Price at Time of Sale	\$144,450	\$169,950	+ 17.7%	\$149,000	\$159,900	+ 7.3%
Inventory of Homes for Sale	11	23	+ 109.1%	—	—	—
Months Supply of Inventory	0.5	1.7	+ 240.0%	—	—	—

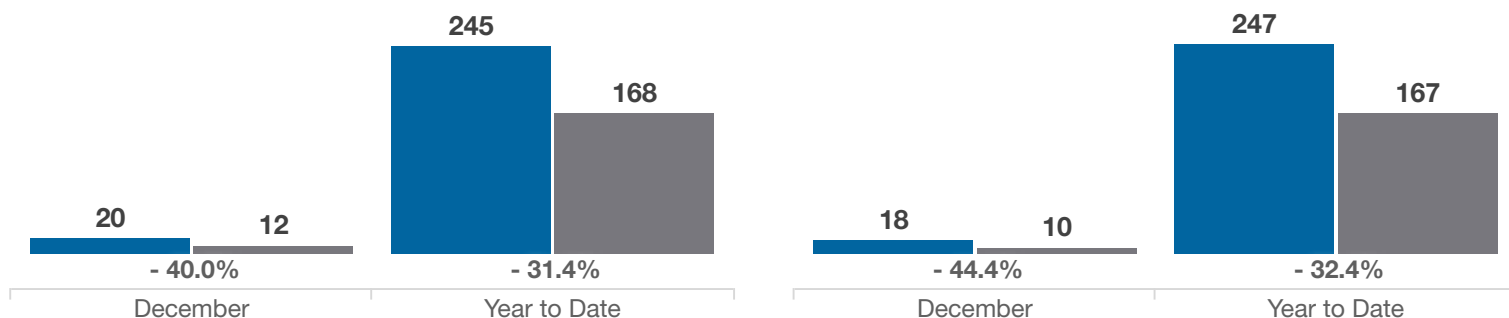
* Does not account for sale concessions and/or downpayment assistance. | Percent changes are calculated using rounded figures and can sometimes look extreme due to small sample size.

Closed Sales

■ 2021 ■ 2022

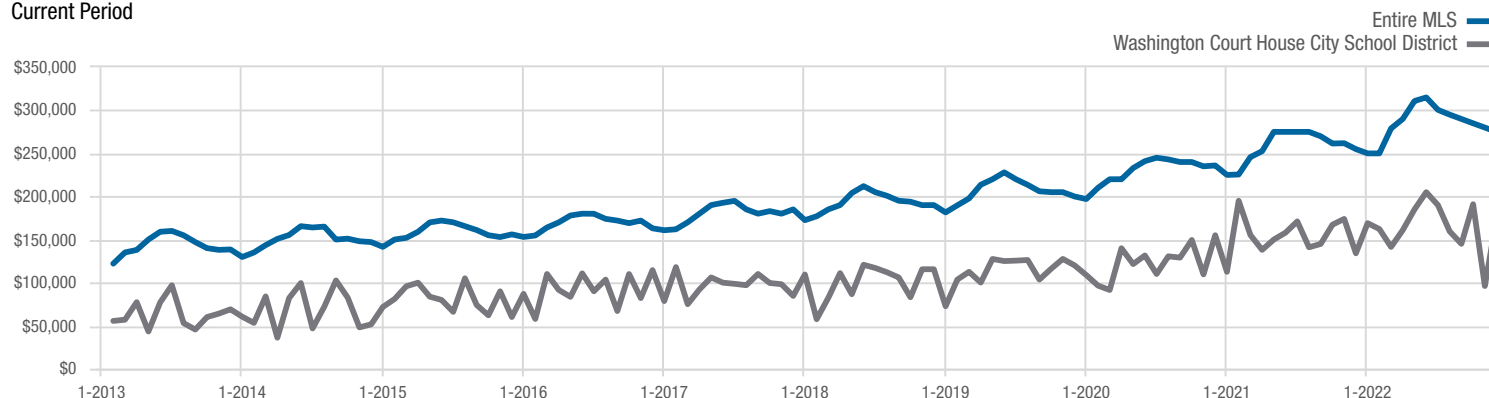
In Contracts

■ 2021 ■ 2022



Median Sales Price

Current Period



Each data point represents the median sales price in a given month.

Local Market Update – December 2022

A RESEARCH TOOL PROVIDED BY THE COLUMBUS REALTORS®
BASED ON RESIDENTIAL LISTING DATA ONLY

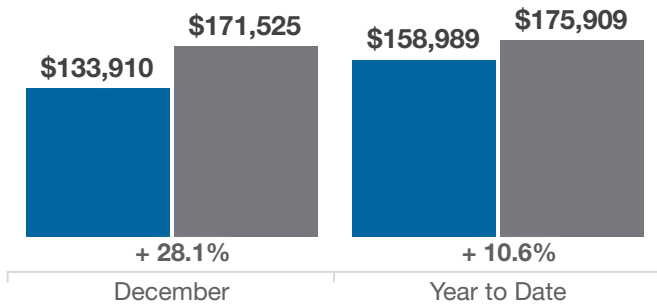


Washington Court House City School District

Fayette County

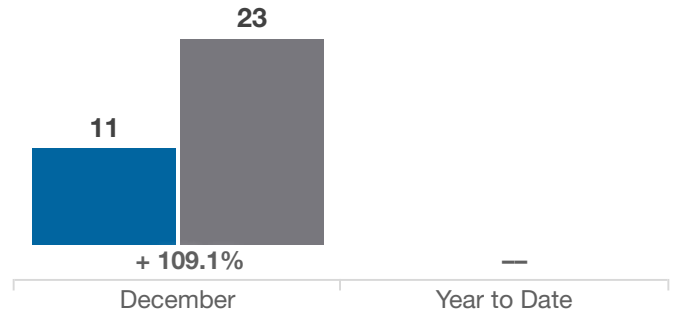
Average Sales Price

■ 2021 ■ 2022



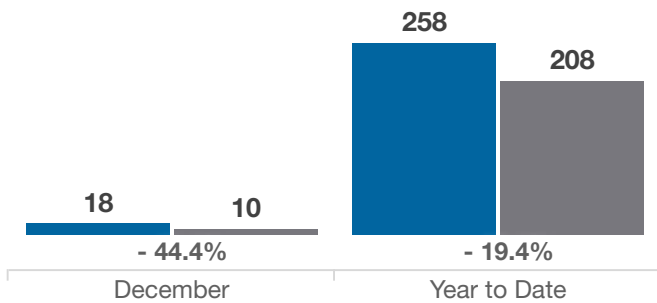
Inventory of Homes for Sale

■ 2021 ■ 2022



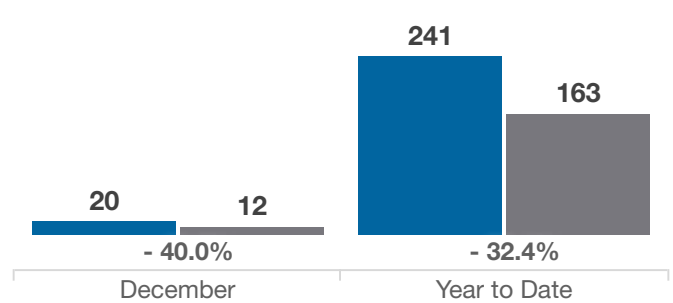
New Listings

■ 2021 ■ 2022



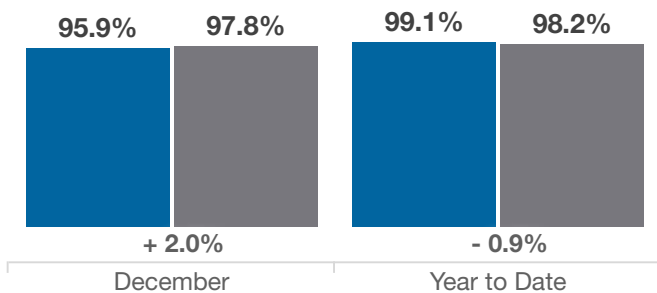
Single Family Sales

■ 2021 ■ 2022



Pct. Of Orig. List Price Received

■ 2021 ■ 2022



Condo Sales

■ 2021 ■ 2022

