

# Local Market Update – December 2022

A RESEARCH TOOL PROVIDED BY THE COLUMBUS REALTORS®  
BASED ON RESIDENTIAL LISTING DATA ONLY



## Westerville City School District

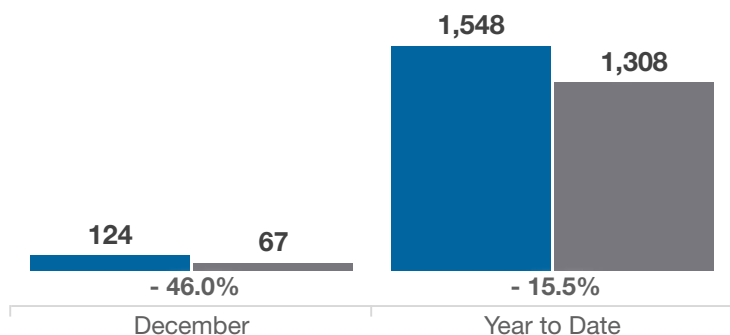
Franklin and Delaware Counties

Key Metrics	December			Year to Date		
	2021	2022	% Change	Thru 12-2021	Thru 12-2022	% Change
Closed Sales	124	67	- 46.0%	1,548	1,308	- 15.5%
In Contracts	98	57	- 41.8%	1,559	1,305	- 16.3%
Average Sales Price*	\$315,564	\$333,883	+ 5.8%	\$329,148	\$366,860	+ 11.5%
Median Sales Price*	\$294,950	\$313,500	+ 6.3%	\$309,000	\$343,950	+ 11.3%
Average Price Per Square Foot*	\$177.16	\$184.27	+ 4.0%	\$175.78	\$196.31	+ 11.7%
Percent of Original List Price Received*	100.9%	100.9%	0.0%	103.7%	104.5%	+ 0.8%
Percent of Last List Price Received*	101.7%	101.6%	- 0.1%	104.0%	104.7%	+ 0.7%
Days on Market Until Sale	10	14	+ 40.0%	10	10	0.0%
New Listings	71	40	- 43.7%	1,609	1,412	- 12.2%
Median List Price of New Listings	\$290,000	\$312,400	+ 7.7%	\$299,900	\$329,000	+ 9.7%
Median List Price at Time of Sale	\$287,000	\$309,900	+ 8.0%	\$295,000	\$329,000	+ 11.5%
Inventory of Homes for Sale	25	51	+ 104.0%	—	—	—
Months Supply of Inventory	0.2	0.5	+ 150.0%	—	—	—

\* Does not account for sale concessions and/or downpayment assistance. | Percent changes are calculated using rounded figures and can sometimes look extreme due to small sample size.

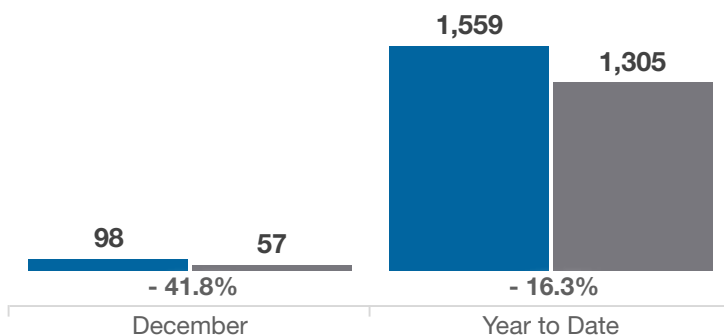
### Closed Sales

■ 2021 ■ 2022



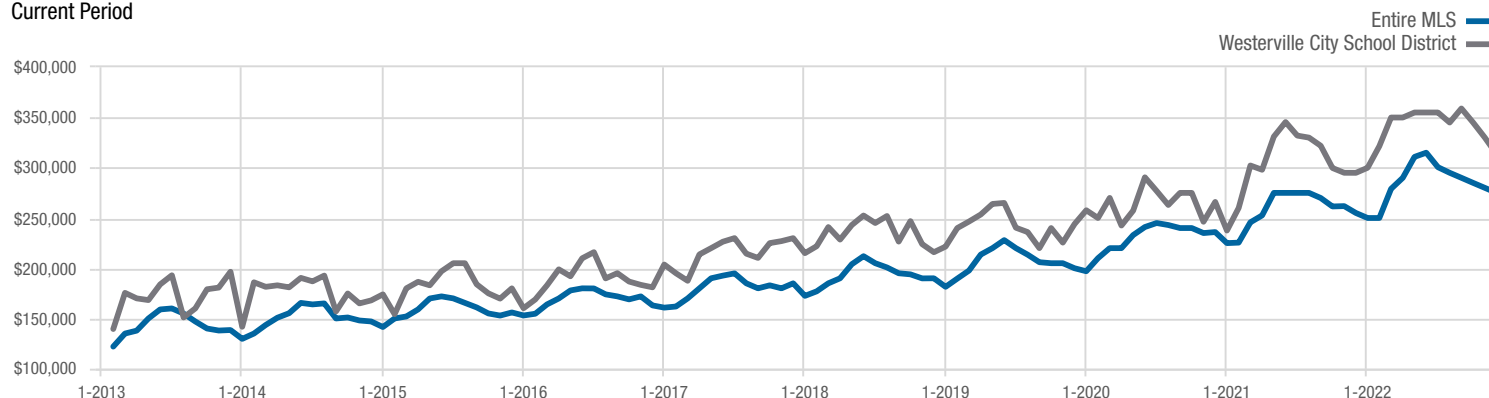
### In Contracts

■ 2021 ■ 2022



### Median Sales Price

Current Period



Each data point represents the median sales price in a given month.

# Local Market Update – December 2022

A RESEARCH TOOL PROVIDED BY THE COLUMBUS REALTORS®  
BASED ON RESIDENTIAL LISTING DATA ONLY

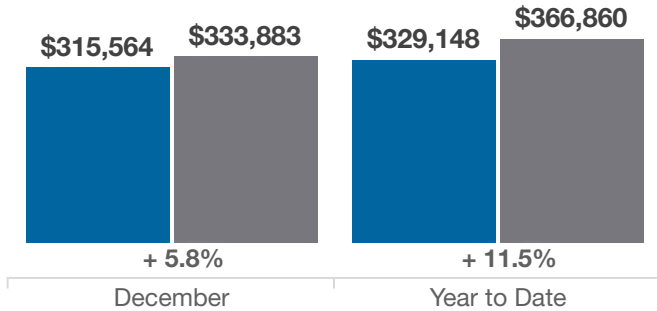


## Westerville City School District

Franklin and Delaware Counties

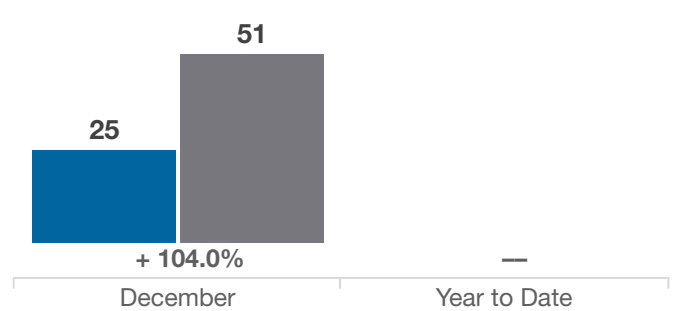
### Average Sales Price

■ 2021 ■ 2022



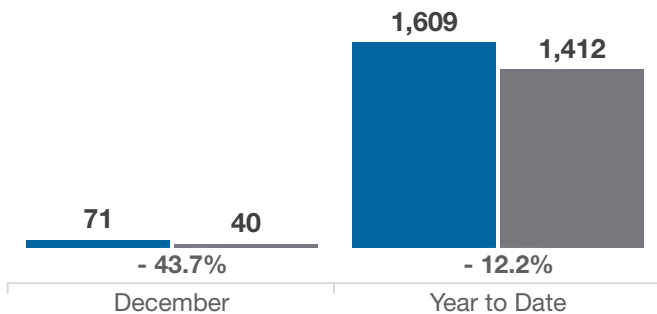
### Inventory of Homes for Sale

■ 2021 ■ 2022



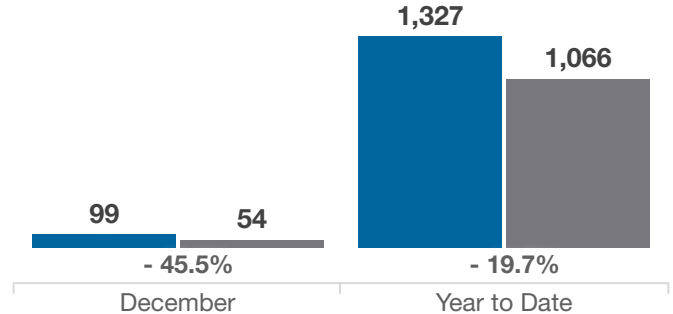
### New Listings

■ 2021 ■ 2022



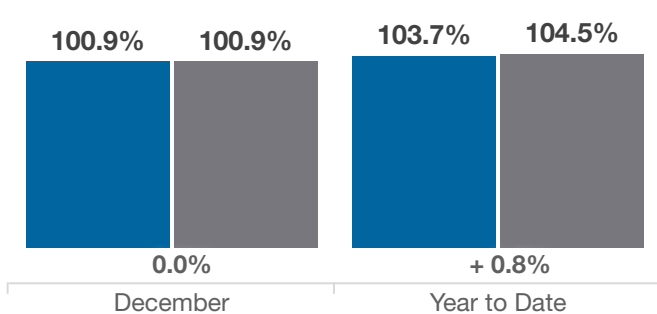
### Single Family Sales

■ 2021 ■ 2022



### Pct. Of Orig. List Price Received

■ 2021 ■ 2022



### Condo Sales

■ 2021 ■ 2022

