

Local Market Update – December 2022

A RESEARCH TOOL PROVIDED BY THE COLUMBUS REALTORS®
BASED ON RESIDENTIAL LISTING DATA ONLY



Whitehall (Corp.)

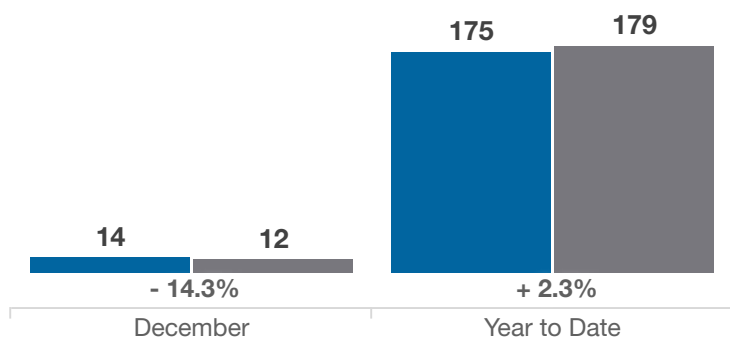
Franklin County

Key Metrics	December			Year to Date		
	2021	2022	% Change	Thru 12-2021	Thru 12-2022	% Change
Closed Sales	14	12	- 14.3%	175	179	+ 2.3%
In Contracts	17	9	- 47.1%	187	177	- 5.3%
Average Sales Price*	\$188,698	\$217,700	+ 15.4%	\$164,811	\$197,129	+ 19.6%
Median Sales Price*	\$172,288	\$147,700	- 14.3%	\$160,000	\$182,500	+ 14.1%
Average Price Per Square Foot*	\$150.29	\$140.50	- 6.5%	\$132.79	\$154.59	+ 16.4%
Percent of Original List Price Received*	99.6%	96.9%	- 2.7%	102.5%	101.7%	- 0.8%
Percent of Last List Price Received*	101.5%	101.1%	- 0.4%	103.0%	102.4%	- 0.6%
Days on Market Until Sale	21	28	+ 33.3%	13	11	- 15.4%
New Listings	6	8	+ 33.3%	190	209	+ 10.0%
Median List Price of New Listings	\$182,200	\$169,900	- 6.8%	\$159,000	\$169,950	+ 6.9%
Median List Price at Time of Sale	\$169,900	\$144,450	- 15.0%	\$155,000	\$174,900	+ 12.8%
Inventory of Homes for Sale	2	13	+ 550.0%	—	—	—
Months Supply of Inventory	0.1	0.9	+ 800.0%	—	—	—

* Does not account for sale concessions and/or downpayment assistance. | Percent changes are calculated using rounded figures and can sometimes look extreme due to small sample size.

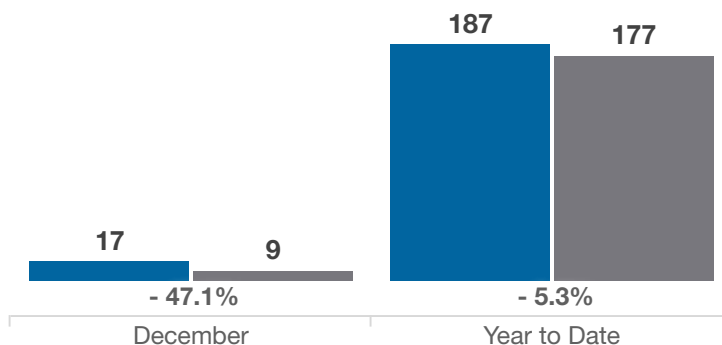
Closed Sales

■ 2021 ■ 2022



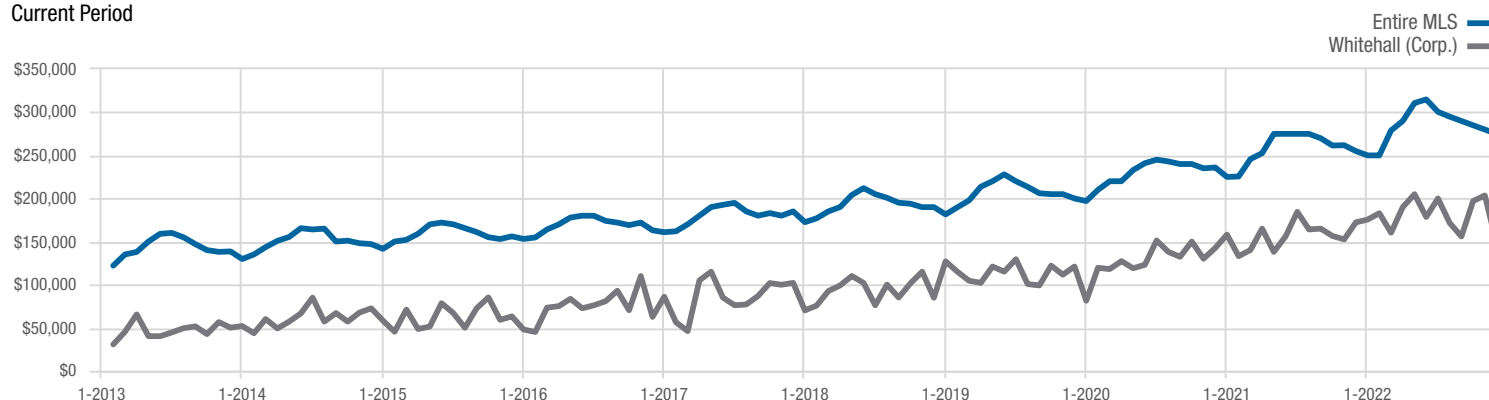
In Contracts

■ 2021 ■ 2022



Median Sales Price

Current Period



Each data point represents the median sales price in a given month.

Local Market Update – December 2022

A RESEARCH TOOL PROVIDED BY THE COLUMBUS REALTORS®
BASED ON RESIDENTIAL LISTING DATA ONLY

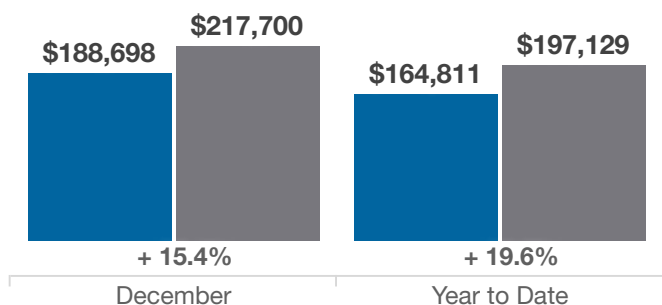


Whitehall (Corp.)

Franklin County

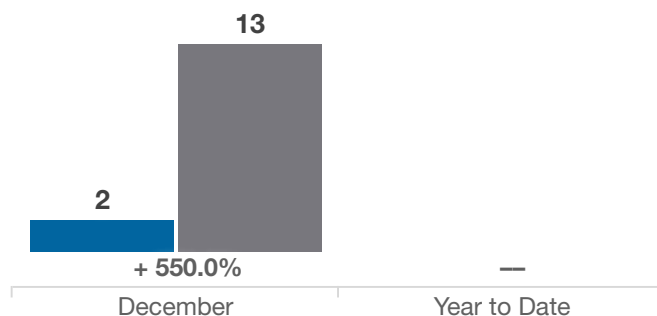
Average Sales Price

■ 2021 ■ 2022



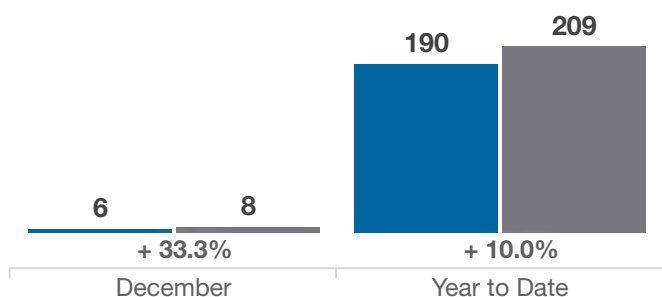
Inventory of Homes for Sale

■ 2021 ■ 2022



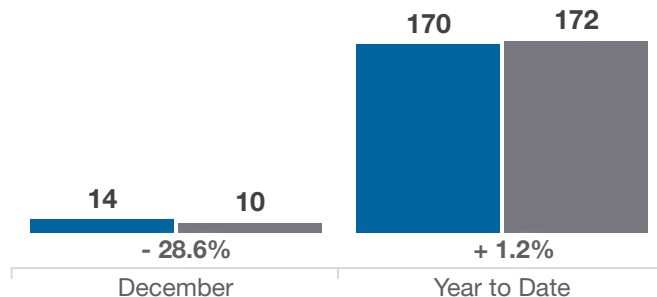
New Listings

■ 2021 ■ 2022



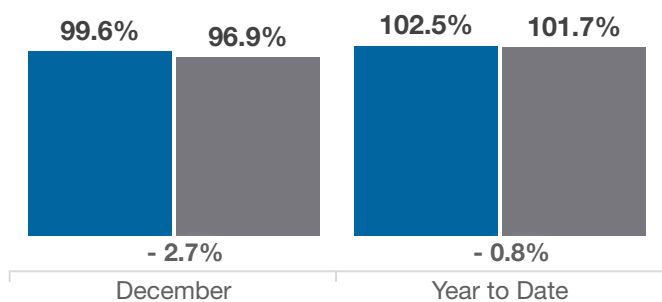
Single Family Sales

■ 2021 ■ 2022



Pct. Of Orig. List Price Received

■ 2021 ■ 2022



Condo Sales

■ 2021 ■ 2022

