

Local Market Update – December 2022

A RESEARCH TOOL PROVIDED BY THE COLUMBUS REALTORS®
BASED ON RESIDENTIAL LISTING DATA ONLY



Worthington City School District

Franklin County

Key Metrics	December			Year to Date		
	2021	2022	% Change	Thru 12-2021	Thru 12-2022	% Change
Closed Sales	68	53	- 22.1%	978	760	- 22.3%
In Contracts	47	34	- 27.7%	975	754	- 22.7%
Average Sales Price*	\$326,998	\$378,123	+ 15.6%	\$347,347	\$389,437	+ 12.1%
Median Sales Price*	\$328,050	\$345,500	+ 5.3%	\$330,000	\$355,000	+ 7.6%
Average Price Per Square Foot*	\$191.46	\$199.44	+ 4.2%	\$193.14	\$217.23	+ 12.5%
Percent of Original List Price Received*	102.2%	97.3%	- 4.8%	103.7%	104.1%	+ 0.4%
Percent of Last List Price Received*	102.8%	99.6%	- 3.1%	104.0%	104.7%	+ 0.7%
Days on Market Until Sale	9	23	+ 155.6%	10	10	0.0%
New Listings	39	22	- 43.6%	1,002	807	- 19.5%
Median List Price of New Listings	\$264,900	\$242,000	- 8.6%	\$319,200	\$349,900	+ 9.6%
Median List Price at Time of Sale	\$314,950	\$349,900	+ 11.1%	\$315,000	\$349,000	+ 10.8%
Inventory of Homes for Sale	16	29	+ 81.3%	—	—	—
Months Supply of Inventory	0.2	0.5	+ 150.0%	—	—	—

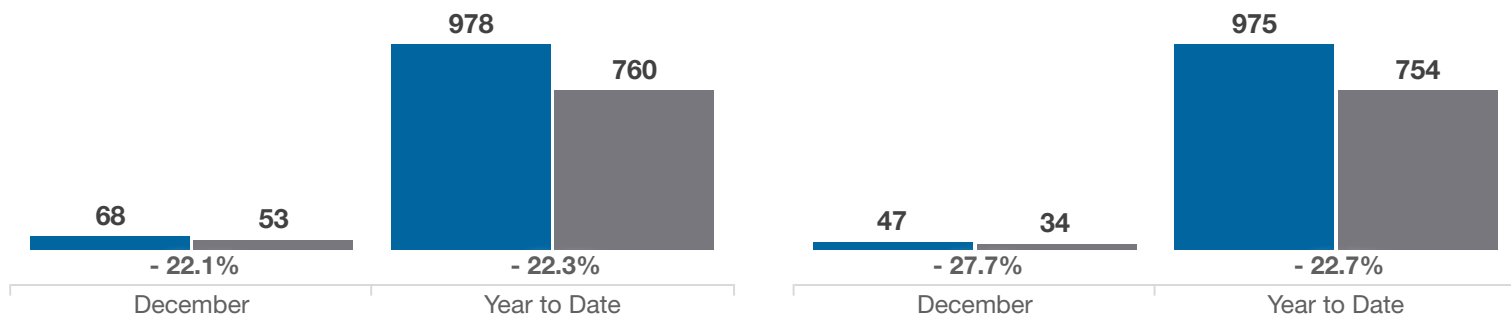
* Does not account for sale concessions and/or downpayment assistance. | Percent changes are calculated using rounded figures and can sometimes look extreme due to small sample size.

Closed Sales

■ 2021 ■ 2022

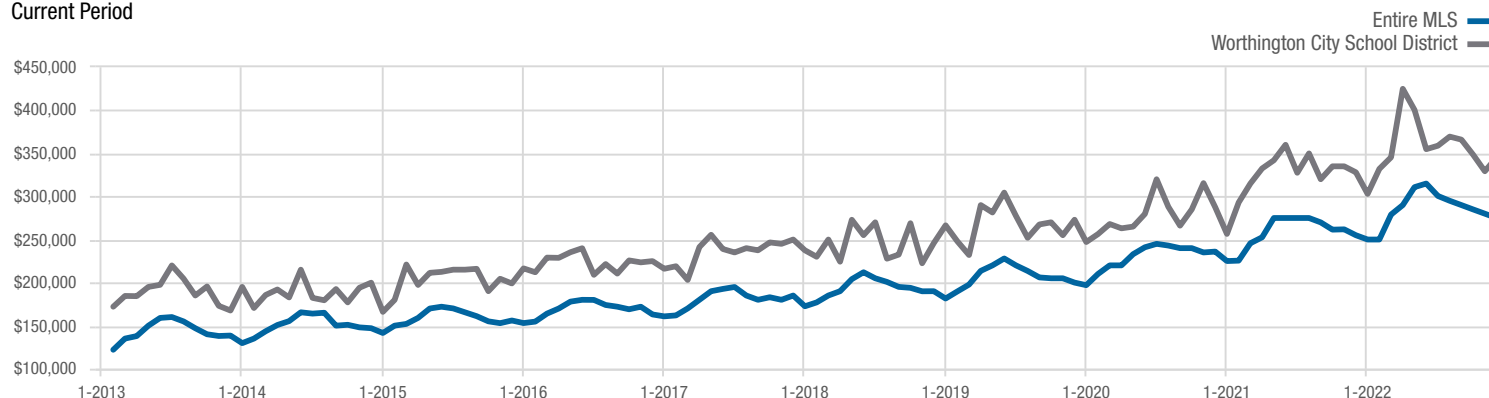
In Contracts

■ 2021 ■ 2022



Median Sales Price

Current Period



Each data point represents the median sales price in a given month.

Local Market Update – December 2022

A RESEARCH TOOL PROVIDED BY THE COLUMBUS REALTORS®
BASED ON RESIDENTIAL LISTING DATA ONLY

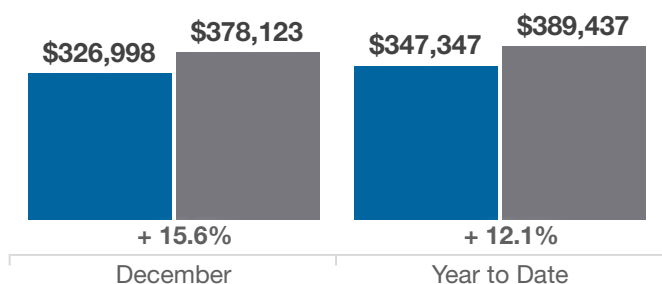


Worthington City School District

Franklin County

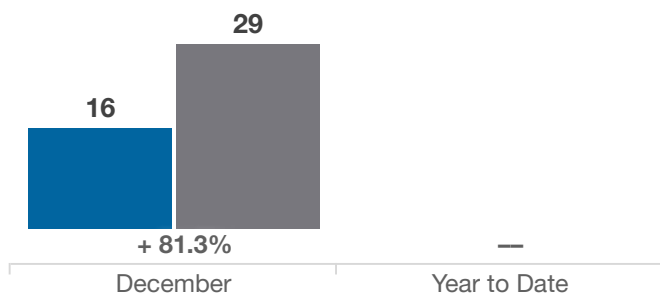
Average Sales Price

■ 2021 ■ 2022



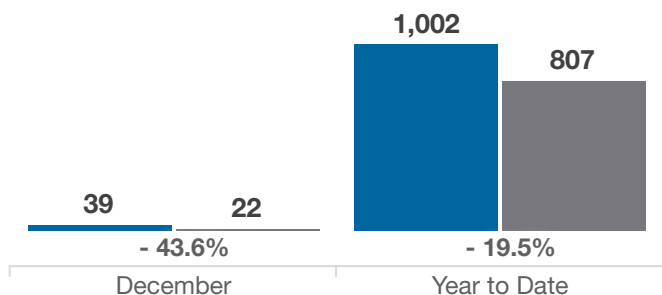
Inventory of Homes for Sale

■ 2021 ■ 2022



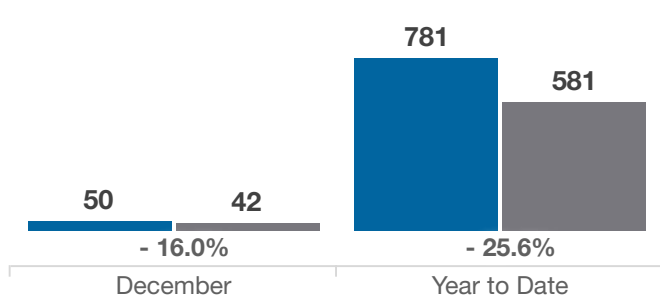
New Listings

■ 2021 ■ 2022



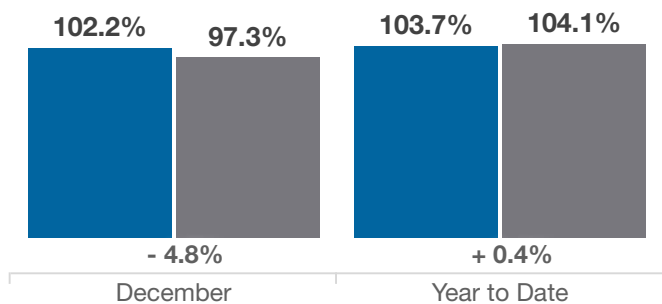
Single Family Sales

■ 2021 ■ 2022



Pct. Of Orig. List Price Received

■ 2021 ■ 2022



Condo Sales

■ 2021 ■ 2022

