

Local Market Update – December 2022

A RESEARCH TOOL PROVIDED BY THE COLUMBUS REALTORS®
BASED ON RESIDENTIAL LISTING DATA ONLY



Worthington (Corp.)

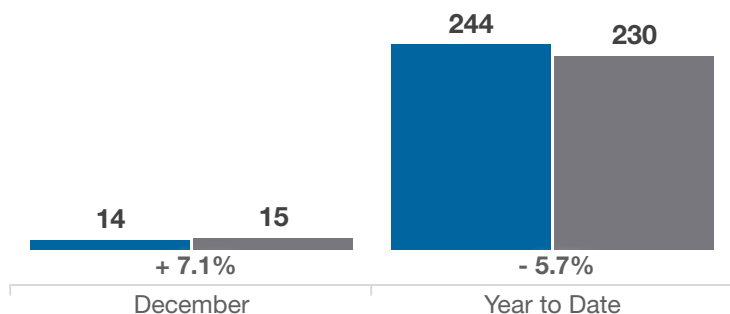
Franklin County

Key Metrics	December			Year to Date		
	2021	2022	% Change	Thru 12-2021	Thru 12-2022	% Change
Closed Sales	14	15	+ 7.1%	244	230	- 5.7%
In Contracts	9	10	+ 11.1%	242	230	- 5.0%
Average Sales Price*	\$334,107	\$389,187	+ 16.5%	\$406,567	\$472,340	+ 16.2%
Median Sales Price*	\$343,000	\$350,000	+ 2.0%	\$388,000	\$425,000	+ 9.5%
Average Price Per Square Foot*	\$217.50	\$228.25	+ 4.9%	\$230.23	\$257.25	+ 11.7%
Percent of Original List Price Received*	98.7%	95.8%	- 2.9%	102.4%	102.8%	+ 0.4%
Percent of Last List Price Received*	99.5%	98.7%	- 0.8%	103.3%	103.9%	+ 0.6%
Days on Market Until Sale	13	21	+ 61.5%	12	11	- 8.3%
New Listings	9	5	- 44.4%	261	248	- 5.0%
Median List Price of New Listings	\$320,000	\$419,900	+ 31.2%	\$389,900	\$415,000	+ 6.4%
Median List Price at Time of Sale	\$339,500	\$359,900	+ 6.0%	\$389,900	\$402,500	+ 3.2%
Inventory of Homes for Sale	7	9	+ 28.6%	—	—	—
Months Supply of Inventory	0.3	0.5	+ 66.7%	—	—	—

* Does not account for sale concessions and/or downpayment assistance. | Percent changes are calculated using rounded figures and can sometimes look extreme due to small sample size.

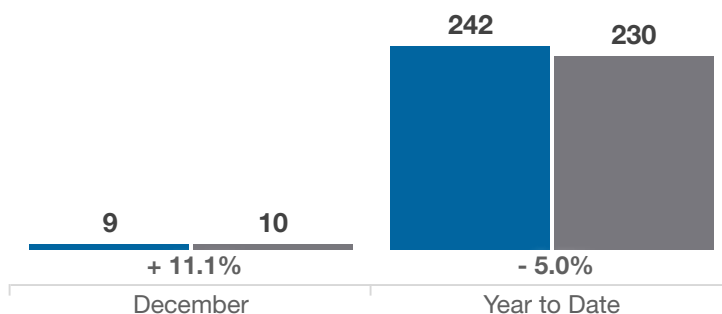
Closed Sales

■ 2021 ■ 2022



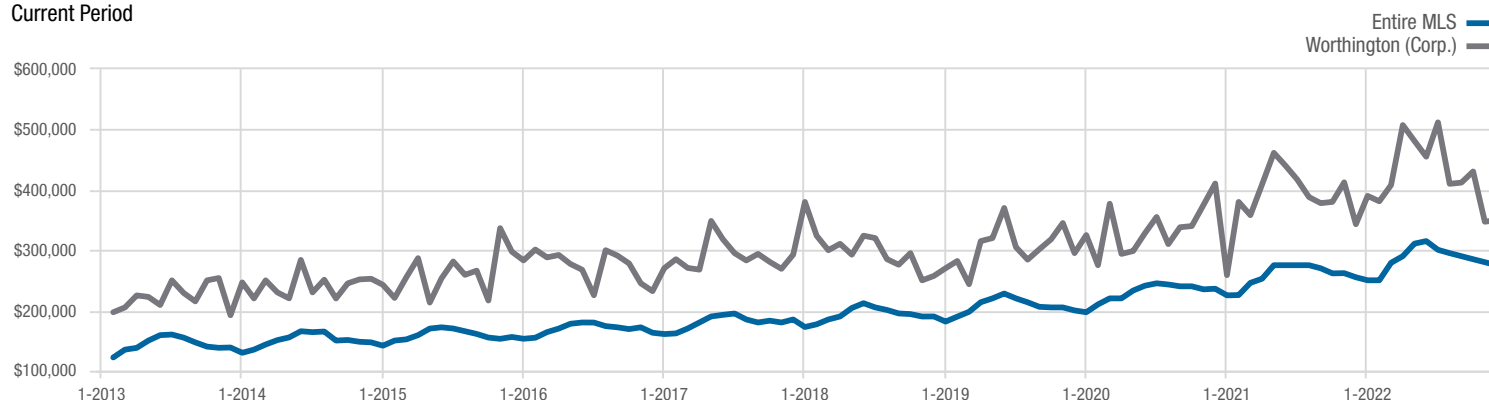
In Contracts

■ 2021 ■ 2022



Median Sales Price

Current Period



Each data point represents the median sales price in a given month.

Local Market Update – December 2022

A RESEARCH TOOL PROVIDED BY THE COLUMBUS REALTORS®
BASED ON RESIDENTIAL LISTING DATA ONLY

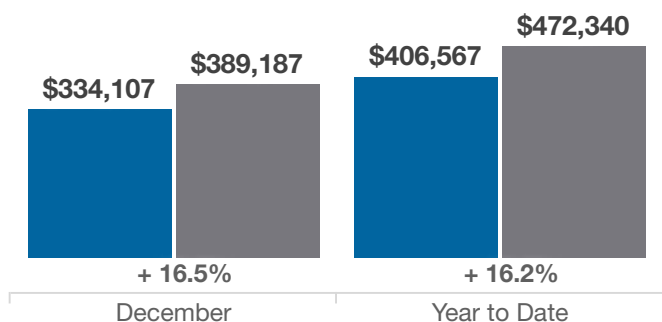


Worthington (Corp.)

Franklin County

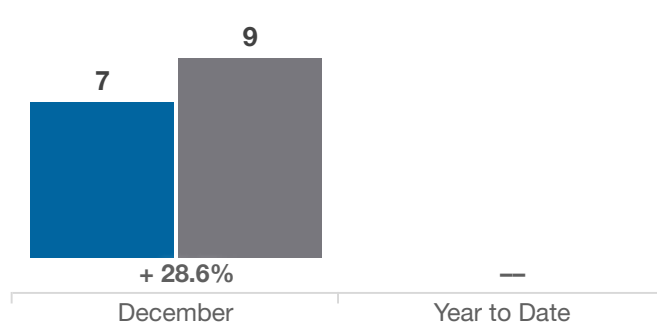
Average Sales Price

■ 2021 ■ 2022



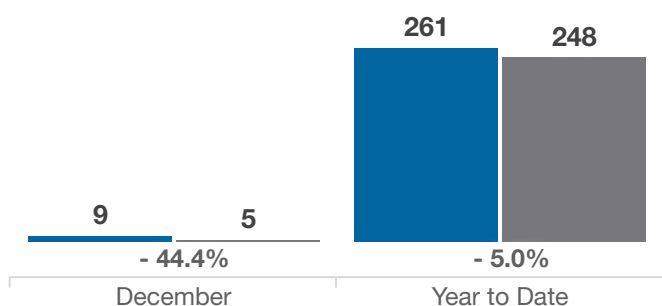
Inventory of Homes for Sale

■ 2021 ■ 2022



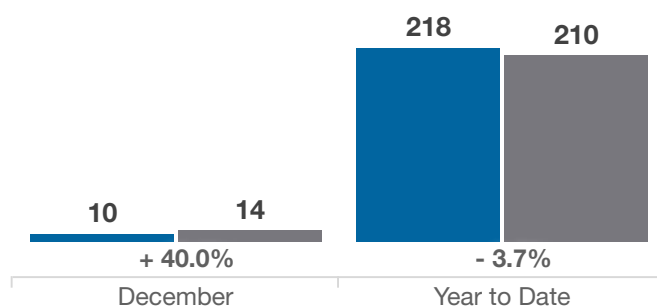
New Listings

■ 2021 ■ 2022



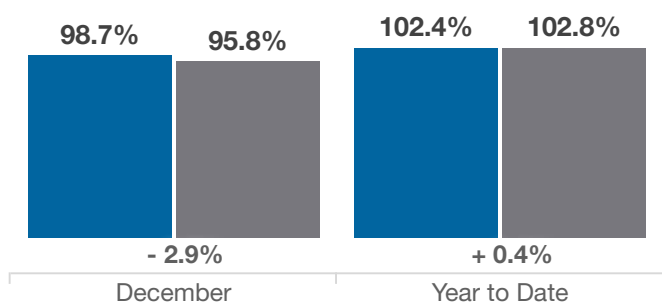
Single Family Sales

■ 2021 ■ 2022



Pct. Of Orig. List Price Received

■ 2021 ■ 2022



Condo Sales

■ 2021 ■ 2022

