

# Local Market Update – February 2023

A RESEARCH TOOL PROVIDED BY THE COLUMBUS REALTORS®  
BASED ON RESIDENTIAL LISTING DATA ONLY



## Columbus (Corp.)

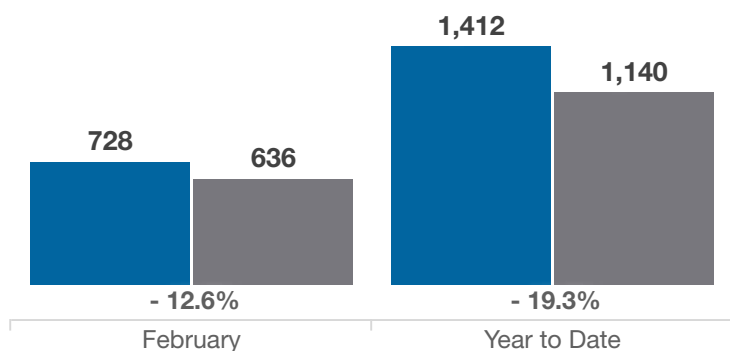
Franklin, Fairfield and Delaware Counties

Key Metrics	February			Year to Date		
	2022	2023	% Change	Thru 2-2022	Thru 2-2023	% Change
Closed Sales	728	636	- 12.6%	1,412	1,140	- 19.3%
In Contracts	882	769	- 12.8%	1,764	1,443	- 18.2%
Average Sales Price*	\$242,662	\$273,338	+ 12.6%	\$246,560	\$259,923	+ 5.4%
Median Sales Price*	\$220,000	\$250,000	+ 13.6%	\$221,000	\$240,500	+ 8.8%
Average Price Per Square Foot*	\$173.66	\$190.06	+ 9.4%	\$172.88	\$184.01	+ 6.4%
Percent of Original List Price Received*	101.1%	98.1%	- 3.0%	100.6%	97.4%	- 3.2%
Percent of Last List Price Received*	102.2%	100.0%	- 2.2%	101.7%	99.3%	- 2.4%
Days on Market Until Sale	23	30	+ 30.4%	22	31	+ 40.9%
New Listings	827	641	- 22.5%	1,653	1,301	- 21.3%
Median List Price of New Listings	\$235,000	\$259,900	+ 10.6%	\$227,000	\$250,000	+ 10.1%
Median List Price at Time of Sale	\$210,000	\$249,900	+ 19.0%	\$215,000	\$240,000	+ 11.6%
Inventory of Homes for Sale	493	635	+ 28.8%	—	—	—
Months Supply of Inventory	0.4	0.7	+ 75.0%	—	—	—

\* Does not account for sale concessions and/or downpayment assistance. | Percent changes are calculated using rounded figures and can sometimes look extreme due to small sample size.

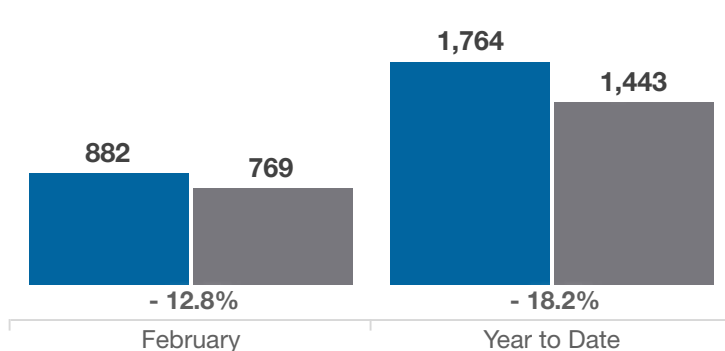
### Closed Sales

■ 2022 ■ 2023



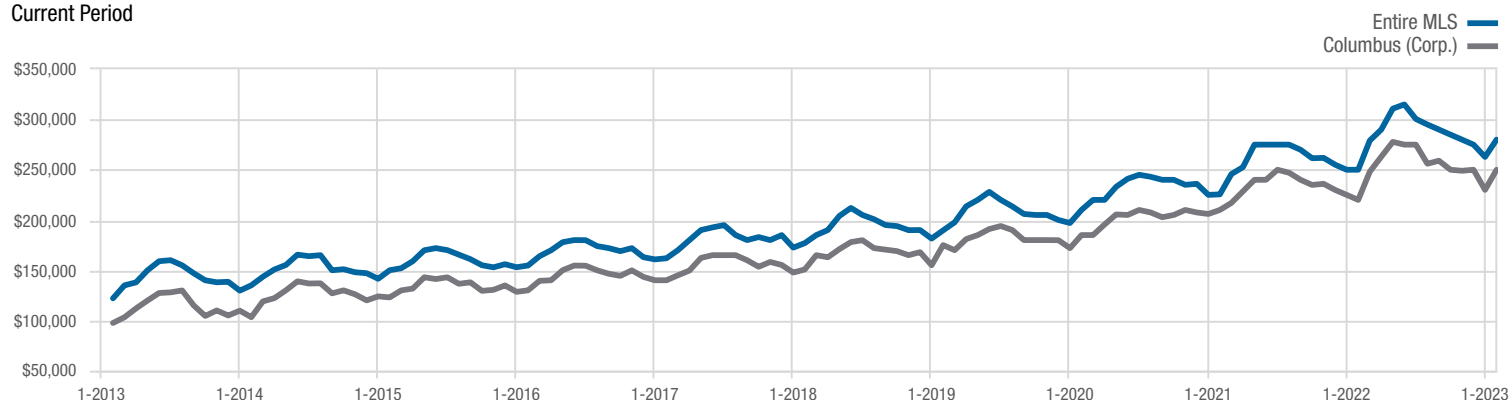
### In Contracts

■ 2022 ■ 2023



### Median Sales Price

Current Period



Each data point represents the median sales price in a given month.

# Local Market Update – February 2023

A RESEARCH TOOL PROVIDED BY THE COLUMBUS REALTORS®  
BASED ON RESIDENTIAL LISTING DATA ONLY

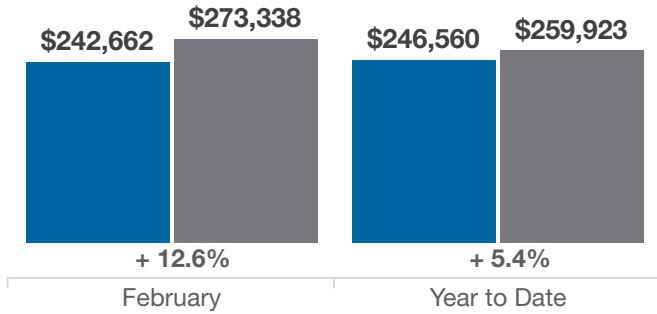


## Columbus (Corp.)

Franklin, Fairfield and Delaware Counties

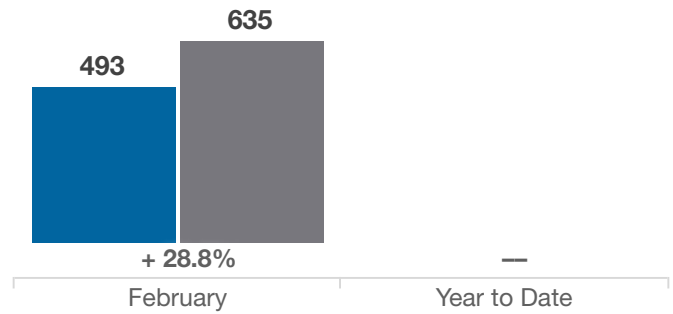
### Average Sales Price

■ 2022 ■ 2023



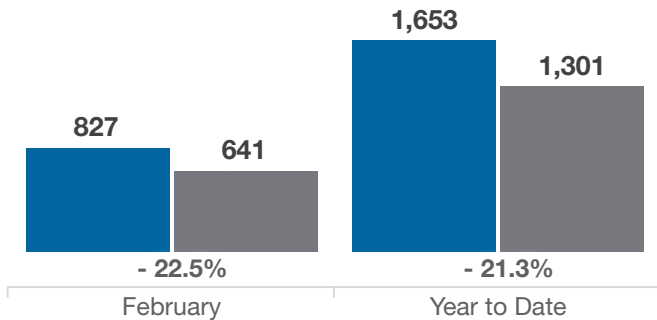
### Inventory of Homes for Sale

■ 2022 ■ 2023



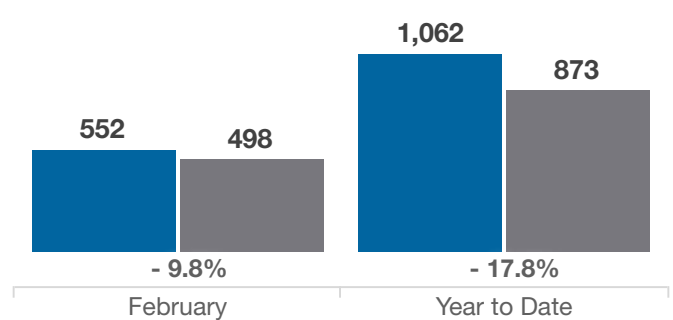
### New Listings

■ 2022 ■ 2023



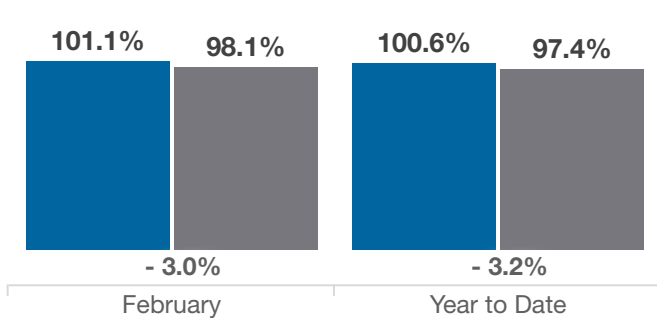
### Single Family Sales

■ 2022 ■ 2023



### Pct. Of Orig. List Price Received

■ 2022 ■ 2023



### Condo Sales

■ 2022 ■ 2023

