

# Local Market Update – February 2023

A RESEARCH TOOL PROVIDED BY THE COLUMBUS REALTORS®  
BASED ON RESIDENTIAL LISTING DATA ONLY



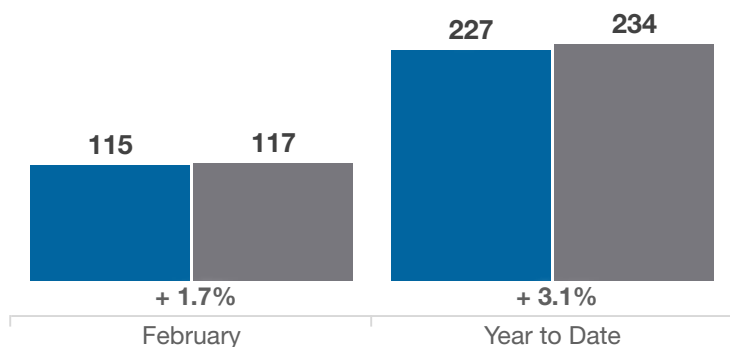
## Fairfield County

Key Metrics	February			Year to Date		
	2022	2023	% Change	Thru 2-2022	Thru 2-2023	% Change
Closed Sales	115	117	+ 1.7%	227	234	+ 3.1%
In Contracts	135	141	+ 4.4%	255	276	+ 8.2%
Average Sales Price*	\$306,792	\$315,981	+ 3.0%	\$305,986	\$315,063	+ 3.0%
Median Sales Price*	\$272,500	\$295,000	+ 8.3%	\$285,750	\$295,990	+ 3.6%
Average Price Per Square Foot*	\$157.14	\$160.77	+ 2.3%	\$156.03	\$163.02	+ 4.5%
Percent of Original List Price Received*	100.0%	97.0%	- 3.0%	100.4%	96.4%	- 4.0%
Percent of Last List Price Received*	101.4%	98.8%	- 2.6%	101.3%	98.5%	- 2.8%
Days on Market Until Sale	20	34	+ 70.0%	20	31	+ 55.0%
New Listings	111	145	+ 30.6%	237	256	+ 8.0%
Median List Price of New Listings	\$287,500	\$320,000	+ 11.3%	\$299,999	\$310,000	+ 3.3%
Median List Price at Time of Sale	\$260,000	\$299,900	+ 15.3%	\$279,900	\$299,900	+ 7.1%
Inventory of Homes for Sale	69	139	+ 101.4%	—	—	—
Months Supply of Inventory	0.3	0.8	+ 166.7%	—	—	—

\* Does not account for sale concessions and/or downpayment assistance. | Percent changes are calculated using rounded figures and can sometimes look extreme due to small sample size.

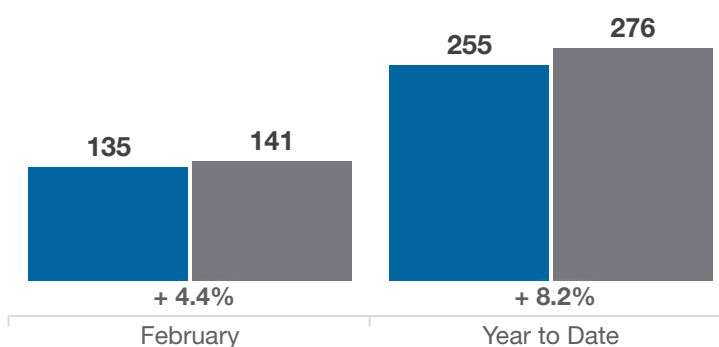
### Closed Sales

■ 2022 ■ 2023



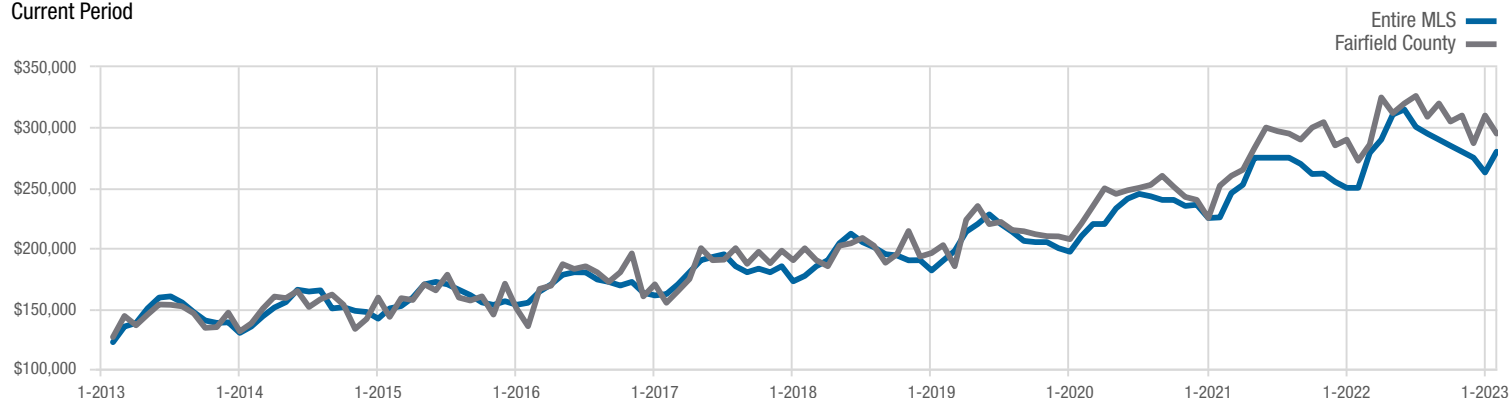
### In Contracts

■ 2022 ■ 2023



### Median Sales Price

Current Period



Each data point represents the median sales price in a given month.

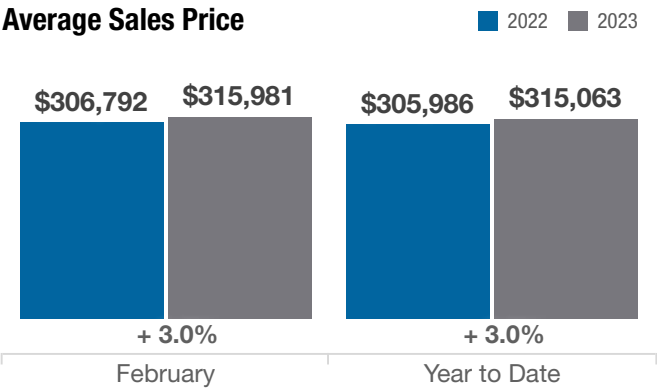
# Local Market Update – February 2023

A RESEARCH TOOL PROVIDED BY THE COLUMBUS REALTORS®  
BASED ON RESIDENTIAL LISTING DATA ONLY

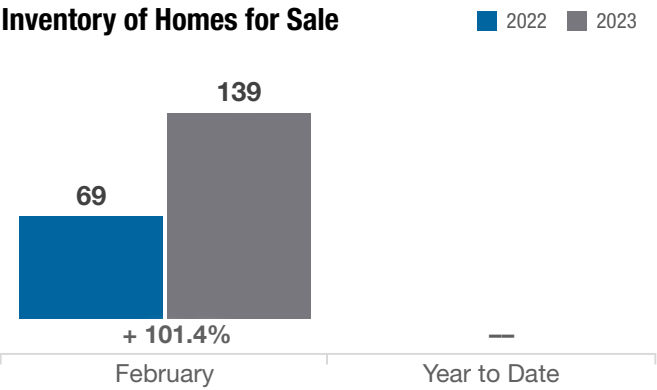


## Fairfield County

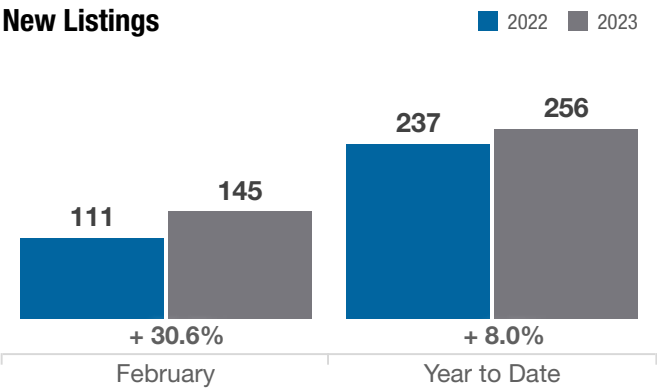
Average Sales Price



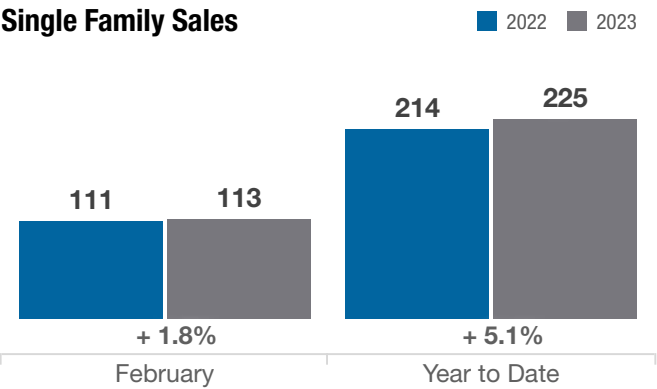
Inventory of Homes for Sale



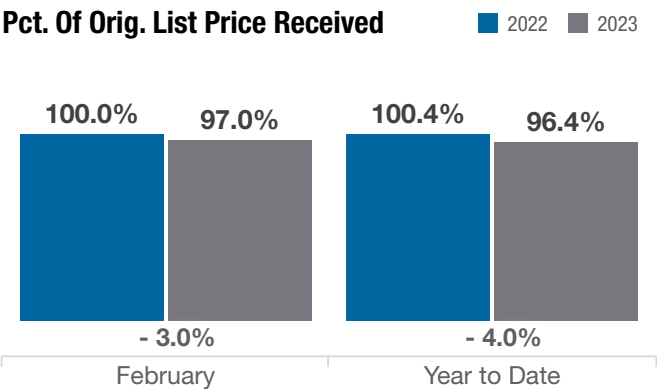
New Listings



Single Family Sales



Pct. Of Orig. List Price Received



Condo Sales

