

Local Market Update – February 2023

A RESEARCH TOOL PROVIDED BY THE COLUMBUS REALTORS®
BASED ON RESIDENTIAL LISTING DATA ONLY



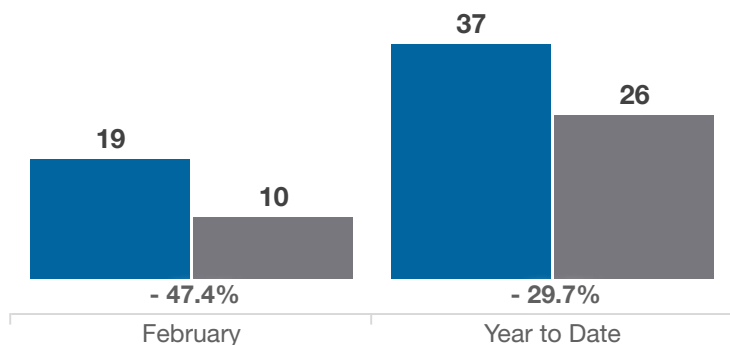
Fayette County

Key Metrics	February			Year to Date		
	2022	2023	% Change	Thru 2-2022	Thru 2-2023	% Change
Closed Sales	19	10	- 47.4%	37	26	- 29.7%
In Contracts	25	28	+ 12.0%	45	49	+ 8.9%
Average Sales Price*	\$177,595	\$145,685	- 18.0%	\$188,800	\$174,283	- 7.7%
Median Sales Price*	\$170,000	\$141,250	- 16.9%	\$172,000	\$149,950	- 12.8%
Average Price Per Square Foot*	\$122.48	\$116.63	- 4.8%	\$131.80	\$121.81	- 7.6%
Percent of Original List Price Received*	98.2%	94.5%	- 3.8%	96.9%	95.4%	- 1.5%
Percent of Last List Price Received*	100.5%	96.9%	- 3.6%	99.3%	97.0%	- 2.3%
Days on Market Until Sale	19	17	- 10.5%	26	30	+ 15.4%
New Listings	24	21	- 12.5%	42	48	+ 14.3%
Median List Price of New Listings	\$148,450	\$174,900	+ 17.8%	\$156,750	\$159,900	+ 2.0%
Median List Price at Time of Sale	\$169,900	\$139,900	- 17.7%	\$169,900	\$155,200	- 8.7%
Inventory of Homes for Sale	16	37	+ 131.3%	—	—	—
Months Supply of Inventory	0.5	1.5	+ 200.0%	—	—	—

* Does not account for sale concessions and/or downpayment assistance. | Percent changes are calculated using rounded figures and can sometimes look extreme due to small sample size.

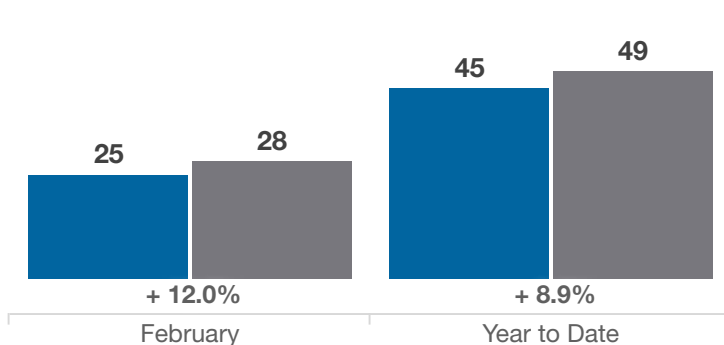
Closed Sales

■ 2022 ■ 2023



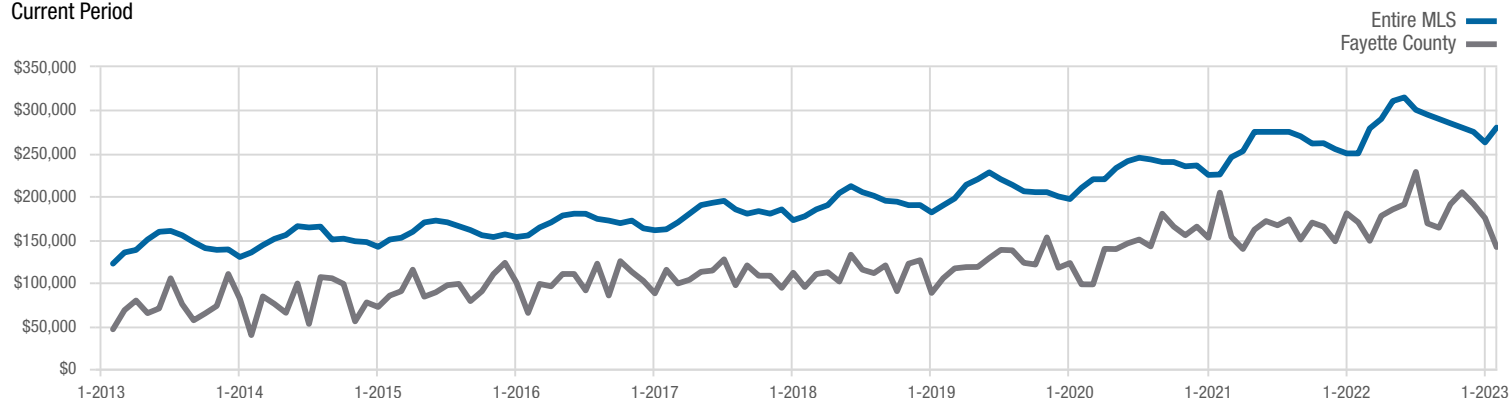
In Contracts

■ 2022 ■ 2023



Median Sales Price

Current Period



Each data point represents the median sales price in a given month.

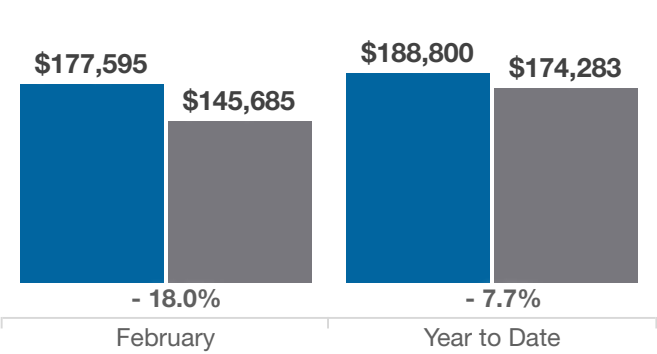
Local Market Update – February 2023

A RESEARCH TOOL PROVIDED BY THE COLUMBUS REALTORS®
BASED ON RESIDENTIAL LISTING DATA ONLY

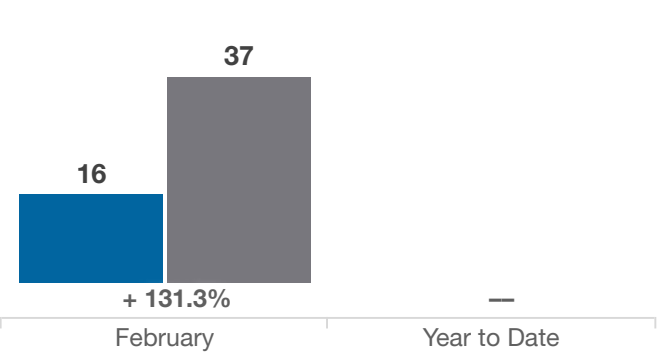


Fayette County

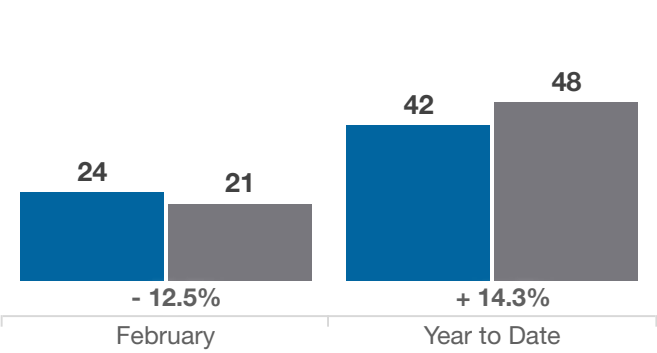
Average Sales Price



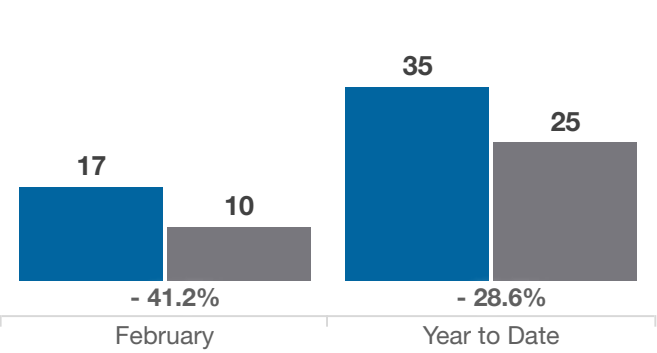
Inventory of Homes for Sale



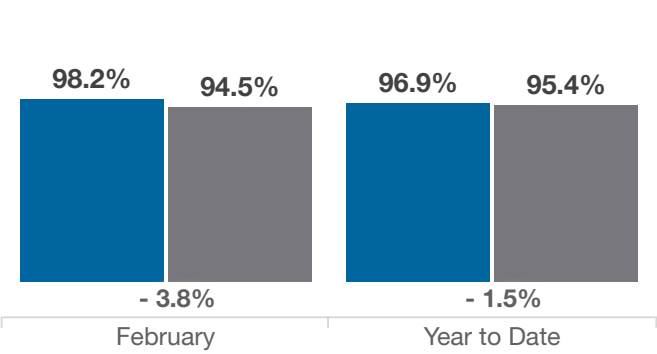
New Listings



Single Family Sales



Pct. Of Orig. List Price Received



Condo Sales

