

# Local Market Update – February 2023

A RESEARCH TOOL PROVIDED BY THE COLUMBUS REALTORS®  
BASED ON RESIDENTIAL LISTING DATA ONLY



## Gahanna (Corp.)

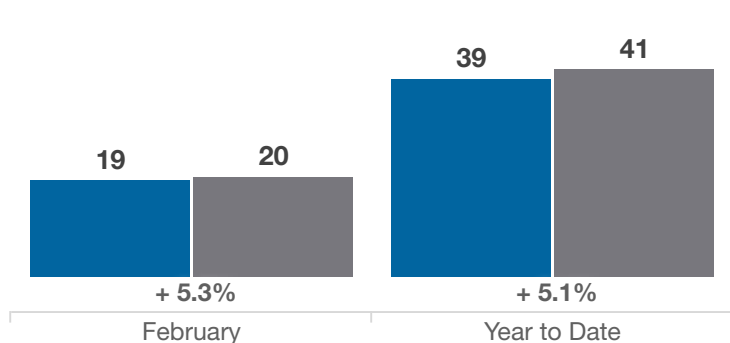
Franklin County

Key Metrics	February			Year to Date		
	2022	2023	% Change	Thru 2-2022	Thru 2-2023	% Change
Closed Sales	19	20	+ 5.3%	39	41	+ 5.1%
In Contracts	33	26	- 21.2%	48	55	+ 14.6%
Average Sales Price*	\$359,526	\$310,078	- 13.8%	\$321,969	\$330,398	+ 2.6%
Median Sales Price*	\$325,000	\$303,500	- 6.6%	\$280,000	\$310,000	+ 10.7%
Average Price Per Square Foot*	\$187.21	\$184.54	- 1.4%	\$183.74	\$187.12	+ 1.8%
Percent of Original List Price Received*	105.3%	98.3%	- 6.6%	104.0%	98.3%	- 5.5%
Percent of Last List Price Received*	105.2%	99.7%	- 5.2%	104.0%	99.7%	- 4.1%
Days on Market Until Sale	10	23	+ 130.0%	9	22	+ 144.4%
New Listings	30	28	- 6.7%	55	50	- 9.1%
Median List Price of New Listings	\$287,000	\$299,950	+ 4.5%	\$299,900	\$299,950	+ 0.0%
Median List Price at Time of Sale	\$324,900	\$298,450	- 8.1%	\$265,000	\$315,900	+ 19.2%
Inventory of Homes for Sale	11	18	+ 63.6%	—	—	—
Months Supply of Inventory	0.2	0.5	+ 150.0%	—	—	—

\* Does not account for sale concessions and/or downpayment assistance. | Percent changes are calculated using rounded figures and can sometimes look extreme due to small sample size.

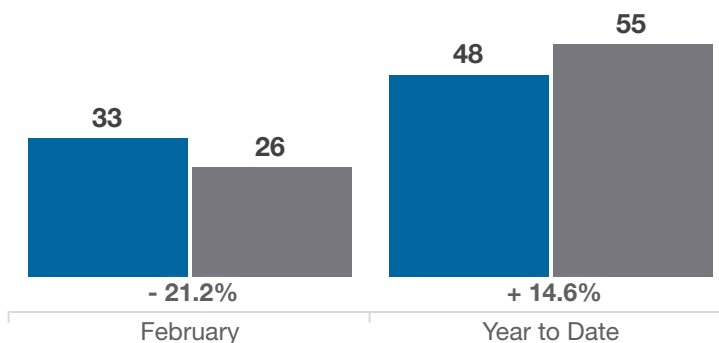
### Closed Sales

■ 2022 ■ 2023



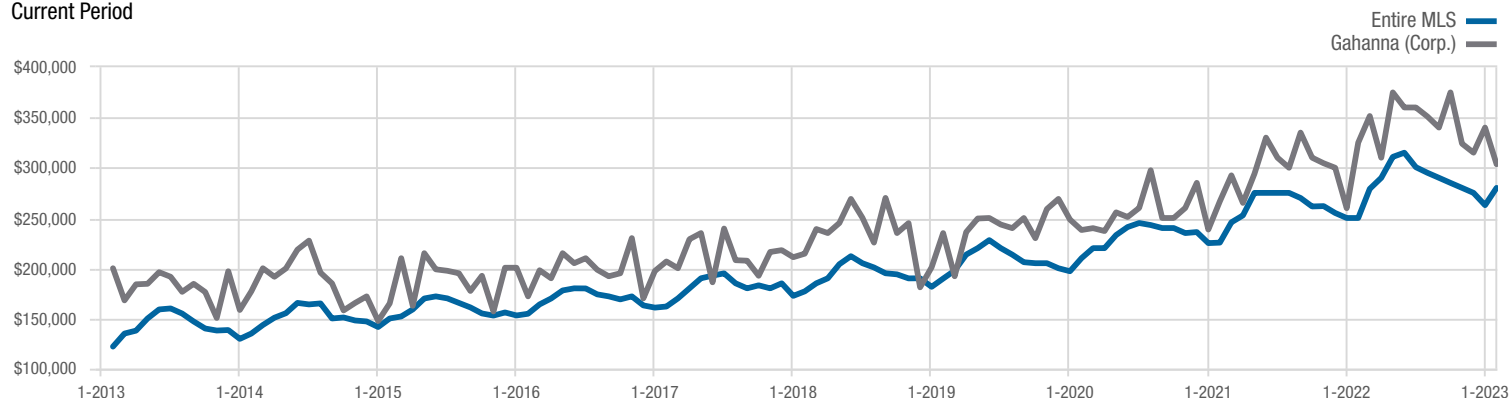
### In Contracts

■ 2022 ■ 2023



### Median Sales Price

Current Period



Each data point represents the median sales price in a given month.

# Local Market Update – February 2023

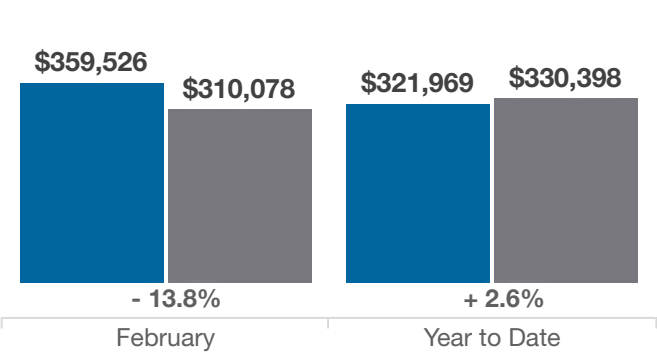
A RESEARCH TOOL PROVIDED BY THE COLUMBUS REALTORS®  
BASED ON RESIDENTIAL LISTING DATA ONLY



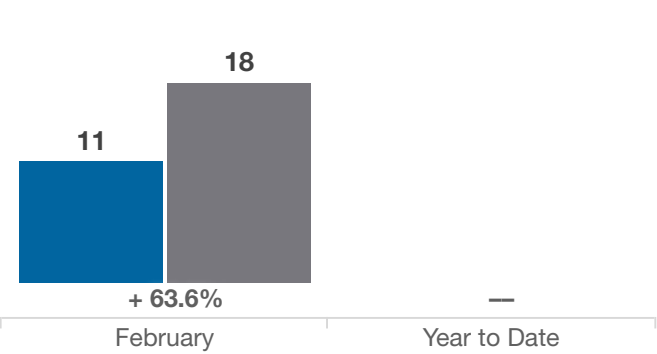
## Gahanna (Corp.)

Franklin County

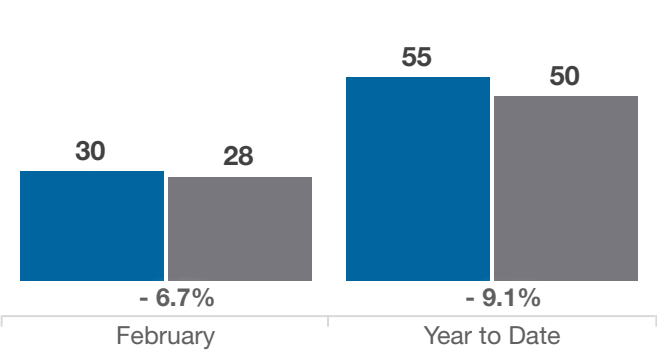
Average Sales Price



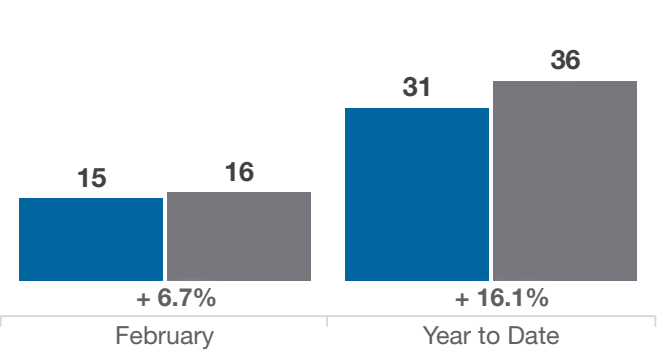
Inventory of Homes for Sale



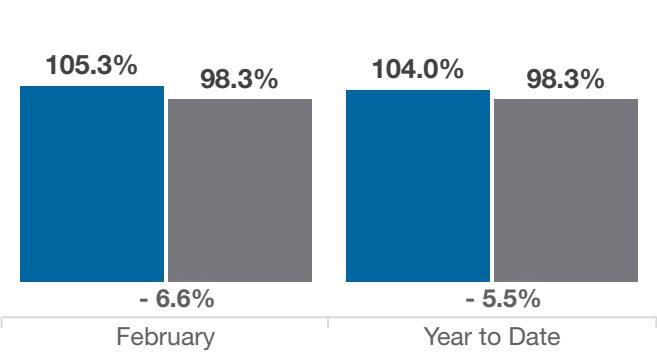
New Listings



Single Family Sales



Pct. Of Orig. List Price Received



Condo Sales

