

# Local Market Update – February 2023

A RESEARCH TOOL PROVIDED BY THE COLUMBUS REALTORS®  
BASED ON RESIDENTIAL LISTING DATA ONLY



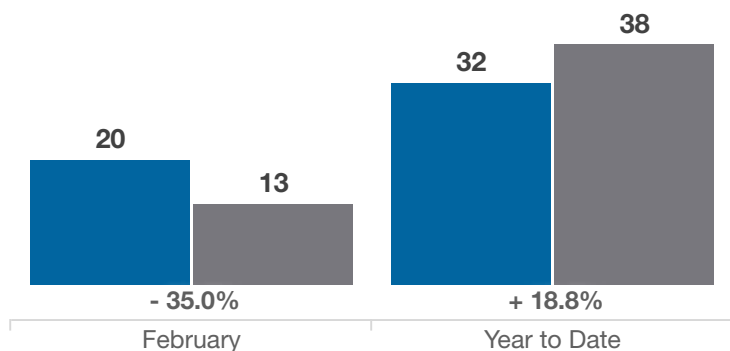
## Perry County

Key Metrics	February			Year to Date		
	2022	2023	% Change	Thru 2-2022	Thru 2-2023	% Change
Closed Sales	20	13	- 35.0%	32	38	+ 18.8%
In Contracts	19	16	- 15.8%	33	36	+ 9.1%
Average Sales Price*	\$232,034	\$213,846	- 7.8%	\$241,125	\$222,319	- 7.8%
Median Sales Price*	\$180,000	\$140,000	- 22.2%	\$186,500	\$175,000	- 6.2%
Average Price Per Square Foot*	\$141.43	\$134.78	- 4.7%	\$148.04	\$143.04	- 3.4%
Percent of Original List Price Received*	93.4%	91.6%	- 1.9%	94.8%	93.3%	- 1.6%
Percent of Last List Price Received*	97.7%	95.2%	- 2.6%	98.1%	98.3%	+ 0.2%
Days on Market Until Sale	38	27	- 28.9%	34	36	+ 5.9%
New Listings	20	11	- 45.0%	31	34	+ 9.7%
Median List Price of New Listings	\$136,950	\$264,900	+ 93.4%	\$179,900	\$197,450	+ 9.8%
Median List Price at Time of Sale	\$192,450	\$129,000	- 33.0%	\$197,450	\$175,000	- 11.4%
Inventory of Homes for Sale	29	23	- 20.7%	—	—	—
Months Supply of Inventory	1.3	1.0	- 23.1%	—	—	—

\* Does not account for sale concessions and/or downpayment assistance. | Percent changes are calculated using rounded figures and can sometimes look extreme due to small sample size.

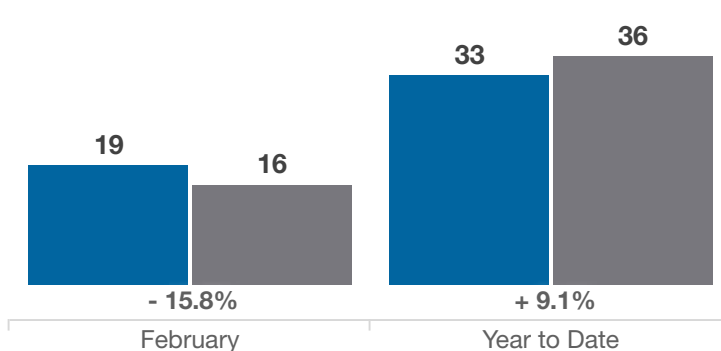
### Closed Sales

■ 2022 ■ 2023



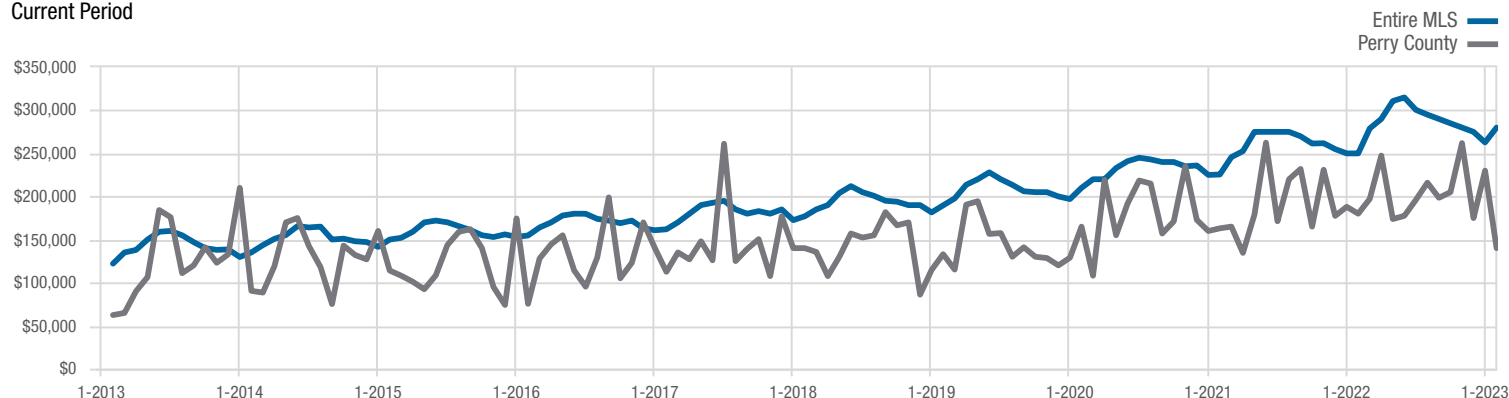
### In Contracts

■ 2022 ■ 2023



### Median Sales Price

Current Period



Each data point represents the median sales price in a given month.

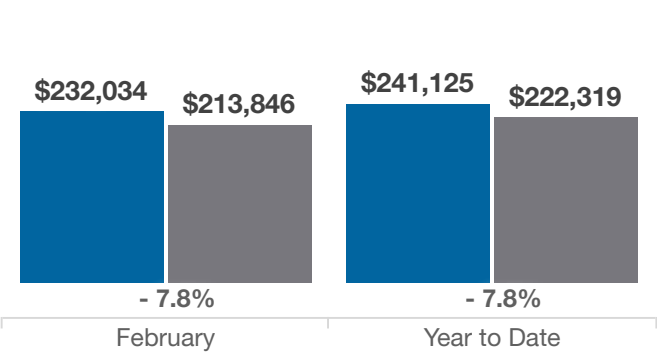
# Local Market Update – February 2023

A RESEARCH TOOL PROVIDED BY THE COLUMBUS REALTORS®  
BASED ON RESIDENTIAL LISTING DATA ONLY

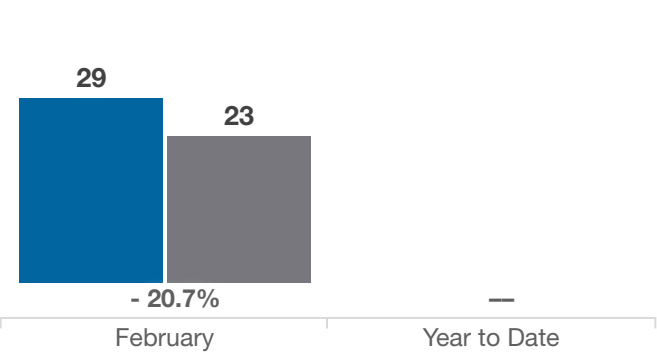


## Perry County

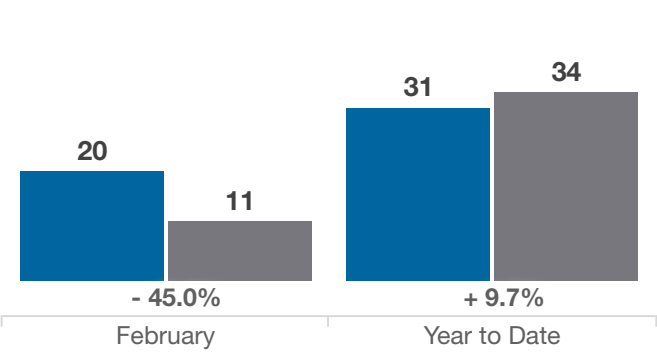
Average Sales Price



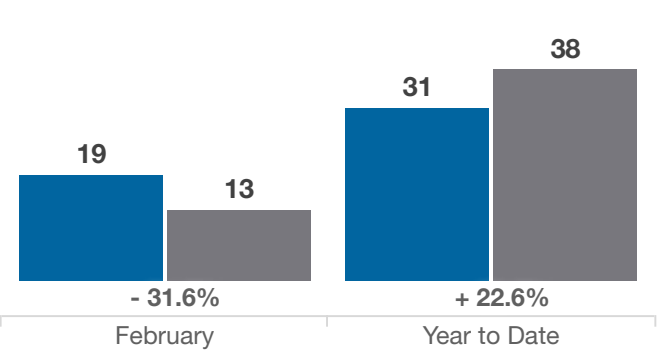
Inventory of Homes for Sale



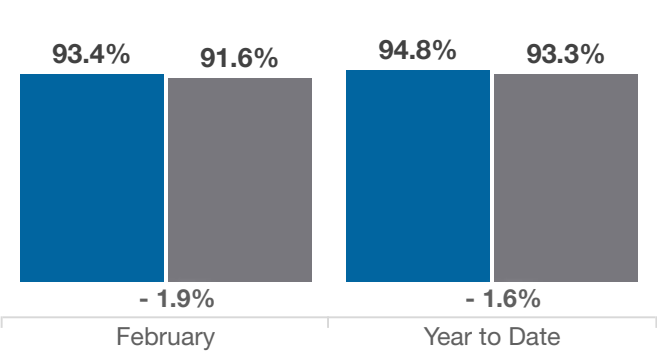
New Listings



Single Family Sales



Pct. Of Orig. List Price Received



Condo Sales

