

# Local Market Update – February 2023

A RESEARCH TOOL PROVIDED BY THE COLUMBUS REALTORS®  
BASED ON RESIDENTIAL LISTING DATA ONLY



## Pickerington Local School District

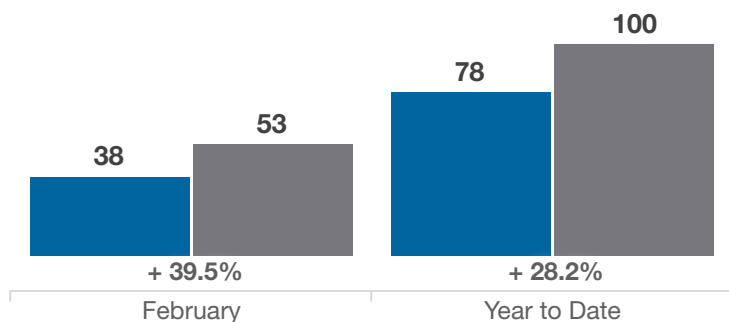
Franklin and Fairfield Counties

Key Metrics	February			Year to Date		
	2022	2023	% Change	Thru 2-2022	Thru 2-2023	% Change
Closed Sales	38	53	+ 39.5%	78	100	+ 28.2%
In Contracts	56	54	- 3.6%	105	115	+ 9.5%
Average Sales Price*	\$399,616	\$404,832	+ 1.3%	\$378,081	\$408,083	+ 7.9%
Median Sales Price*	\$399,500	\$370,000	- 7.4%	\$373,500	\$365,000	- 2.3%
Average Price Per Square Foot*	\$161.33	\$173.72	+ 7.7%	\$162.33	\$173.11	+ 6.6%
Percent of Original List Price Received*	102.9%	100.0%	- 2.8%	103.4%	98.5%	- 4.7%
Percent of Last List Price Received*	103.5%	101.0%	- 2.4%	103.8%	100.0%	- 3.7%
Days on Market Until Sale	10	31	+ 210.0%	12	31	+ 158.3%
New Listings	46	59	+ 28.3%	98	104	+ 6.1%
Median List Price of New Listings	\$394,450	\$395,000	+ 0.1%	\$399,000	\$389,950	- 2.3%
Median List Price at Time of Sale	\$379,950	\$355,000	- 6.6%	\$359,900	\$358,950	- 0.3%
Inventory of Homes for Sale	18	50	+ 177.8%	—	—	—
Months Supply of Inventory	0.2	0.7	+ 250.0%	—	—	—

\* Does not account for sale concessions and/or downpayment assistance. | Percent changes are calculated using rounded figures and can sometimes look extreme due to small sample size.

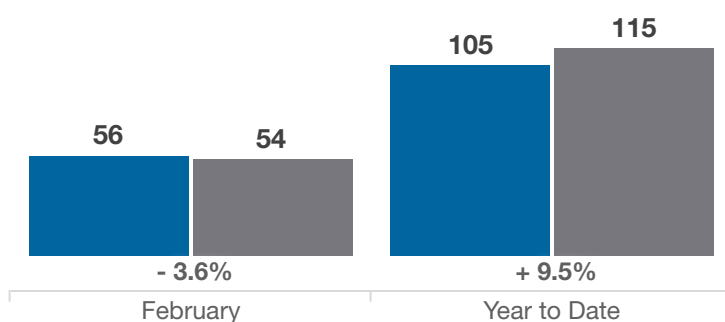
### Closed Sales

■ 2022 ■ 2023



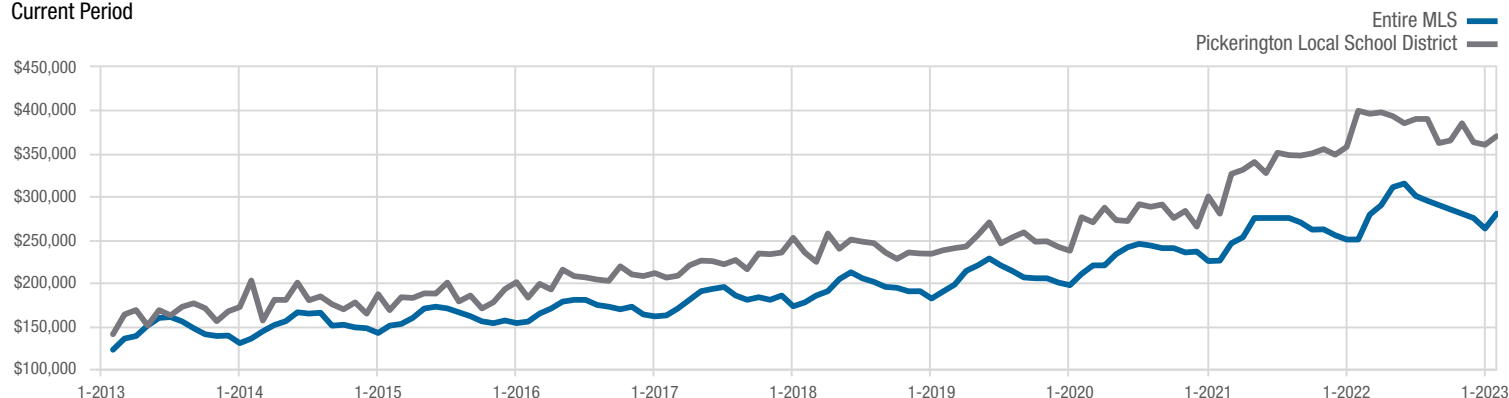
### In Contracts

■ 2022 ■ 2023



### Median Sales Price

Current Period



Each data point represents the median sales price in a given month.

# Local Market Update – February 2023

A RESEARCH TOOL PROVIDED BY THE COLUMBUS REALTORS®  
BASED ON RESIDENTIAL LISTING DATA ONLY

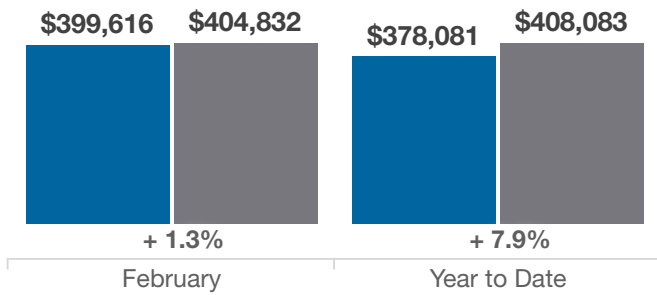


## Pickerington Local School District

Franklin and Fairfield Counties

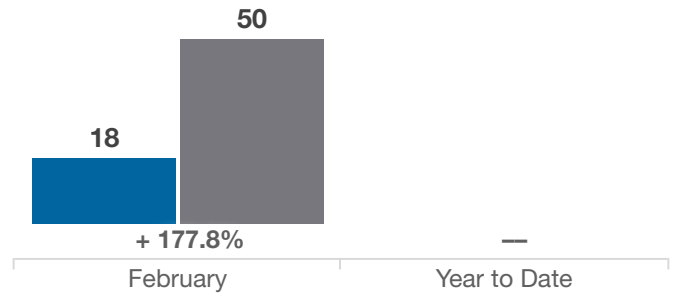
### Average Sales Price

■ 2022 ■ 2023



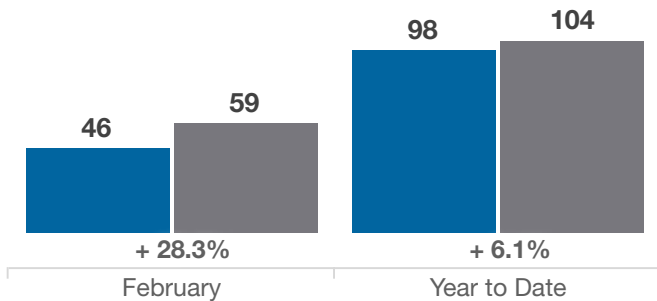
### Inventory of Homes for Sale

■ 2022 ■ 2023



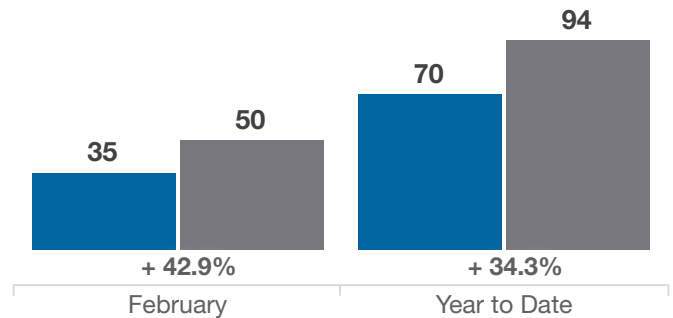
### New Listings

■ 2022 ■ 2023



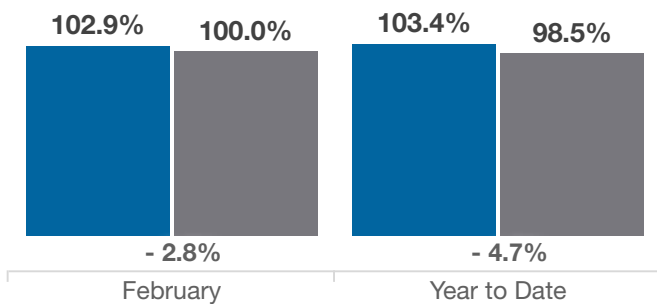
### Single Family Sales

■ 2022 ■ 2023



### Pct. Of Orig. List Price Received

■ 2022 ■ 2023



### Condo Sales

■ 2022 ■ 2023

