

# Local Market Update – February 2023

A RESEARCH TOOL PROVIDED BY THE COLUMBUS REALTORS®  
BASED ON RESIDENTIAL LISTING DATA ONLY



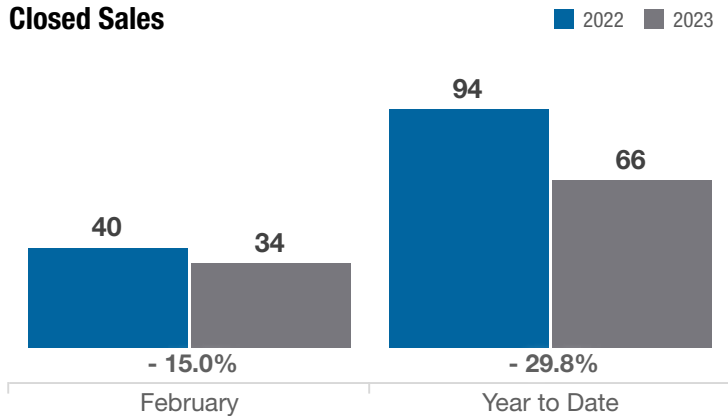
## Reynoldsburg City School District

Franklin, Fairfield and Licking Counties

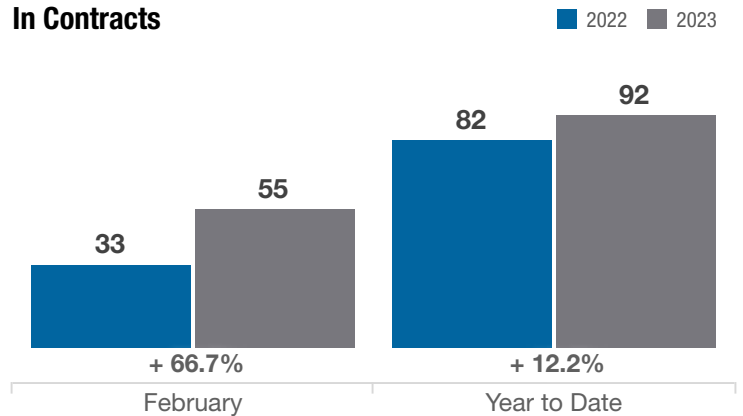
Key Metrics	February			Year to Date		
	2022	2023	% Change	Thru 2-2022	Thru 2-2023	% Change
Closed Sales	40	34	- 15.0%	94	66	- 29.8%
In Contracts	33	55	+ 66.7%	82	92	+ 12.2%
Average Sales Price*	\$251,540	\$278,963	+ 10.9%	\$252,276	\$266,026	+ 5.5%
Median Sales Price*	\$232,450	\$293,500	+ 26.3%	\$255,000	\$269,750	+ 5.8%
Average Price Per Square Foot*	\$154.07	\$170.99	+ 11.0%	\$153.29	\$166.35	+ 8.5%
Percent of Original List Price Received*	103.6%	97.6%	- 5.8%	103.9%	96.9%	- 6.7%
Percent of Last List Price Received*	103.1%	99.0%	- 4.0%	103.1%	98.6%	- 4.4%
Days on Market Until Sale	16	30	+ 87.5%	14	26	+ 85.7%
New Listings	31	43	+ 38.7%	73	85	+ 16.4%
Median List Price of New Listings	\$284,900	\$269,900	- 5.3%	\$249,900	\$270,000	+ 8.0%
Median List Price at Time of Sale	\$222,400	\$292,500	+ 31.5%	\$247,400	\$274,450	+ 10.9%
Inventory of Homes for Sale	17	28	+ 64.7%	—	—	—
Months Supply of Inventory	0.3	0.6	+ 100.0%	—	—	—

\* Does not account for sale concessions and/or downpayment assistance. | Percent changes are calculated using rounded figures and can sometimes look extreme due to small sample size.

### Closed Sales

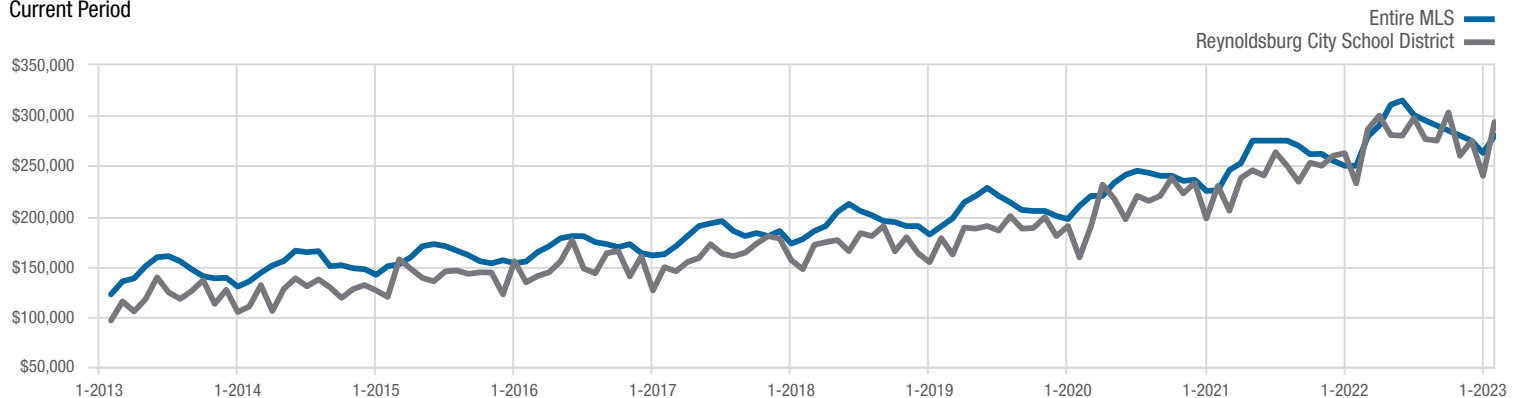


### In Contracts



### Median Sales Price

Current Period



Each data point represents the median sales price in a given month.

# Local Market Update – February 2023

A RESEARCH TOOL PROVIDED BY THE COLUMBUS REALTORS®  
BASED ON RESIDENTIAL LISTING DATA ONLY

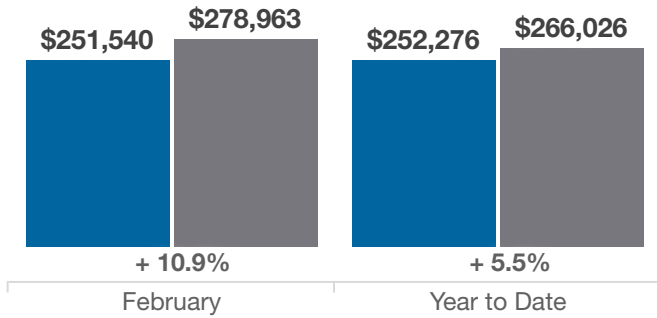


## Reynoldsburg City School District

Franklin, Fairfield and Licking Counties

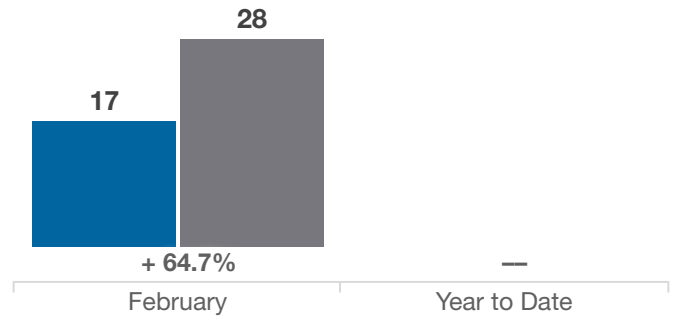
### Average Sales Price

■ 2022 ■ 2023



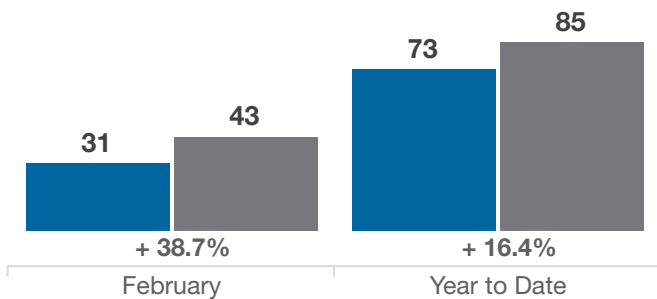
### Inventory of Homes for Sale

■ 2022 ■ 2023



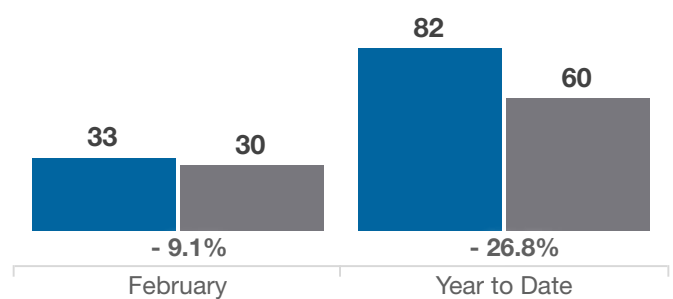
### New Listings

■ 2022 ■ 2023



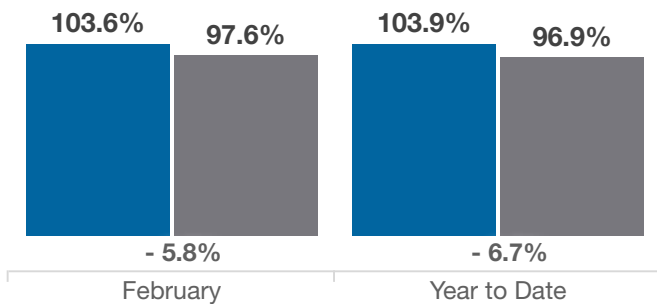
### Single Family Sales

■ 2022 ■ 2023



### Pct. Of Orig. List Price Received

■ 2022 ■ 2023



### Condo Sales

■ 2022 ■ 2023

