

Local Market Update – February 2023

A RESEARCH TOOL PROVIDED BY THE COLUMBUS REALTORS®
BASED ON RESIDENTIAL LISTING DATA ONLY



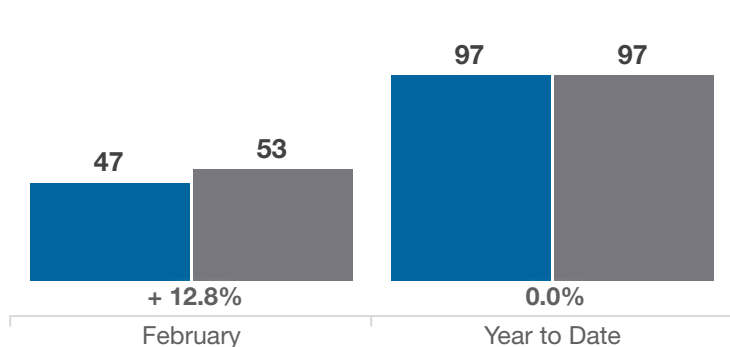
Union County

Key Metrics	February			Year to Date		
	2022	2023	% Change	Thru 2-2022	Thru 2-2023	% Change
Closed Sales	47	53	+ 12.8%	97	97	0.0%
In Contracts	61	64	+ 4.9%	126	132	+ 4.8%
Average Sales Price*	\$407,048	\$374,052	- 8.1%	\$367,046	\$416,061	+ 13.4%
Median Sales Price*	\$340,000	\$330,000	- 2.9%	\$324,400	\$349,545	+ 7.8%
Average Price Per Square Foot*	\$175.32	\$180.07	+ 2.7%	\$173.00	\$182.89	+ 5.7%
Percent of Original List Price Received*	101.3%	97.3%	- 3.9%	99.8%	97.5%	- 2.3%
Percent of Last List Price Received*	102.2%	99.5%	- 2.6%	101.0%	99.2%	- 1.8%
Days on Market Until Sale	17	42	+ 147.1%	16	32	+ 100.0%
New Listings	58	66	+ 13.8%	116	120	+ 3.4%
Median List Price of New Listings	\$344,900	\$414,929	+ 20.3%	\$384,950	\$447,050	+ 16.1%
Median List Price at Time of Sale	\$329,900	\$324,900	- 1.5%	\$324,500	\$349,545	+ 7.7%
Inventory of Homes for Sale	53	75	+ 41.5%	—	—	—
Months Supply of Inventory	0.6	1.0	+ 66.7%	—	—	—

* Does not account for sale concessions and/or downpayment assistance. | Percent changes are calculated using rounded figures and can sometimes look extreme due to small sample size.

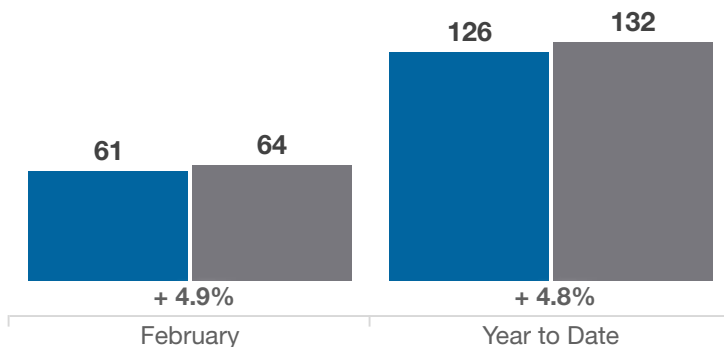
Closed Sales

■ 2022 ■ 2023



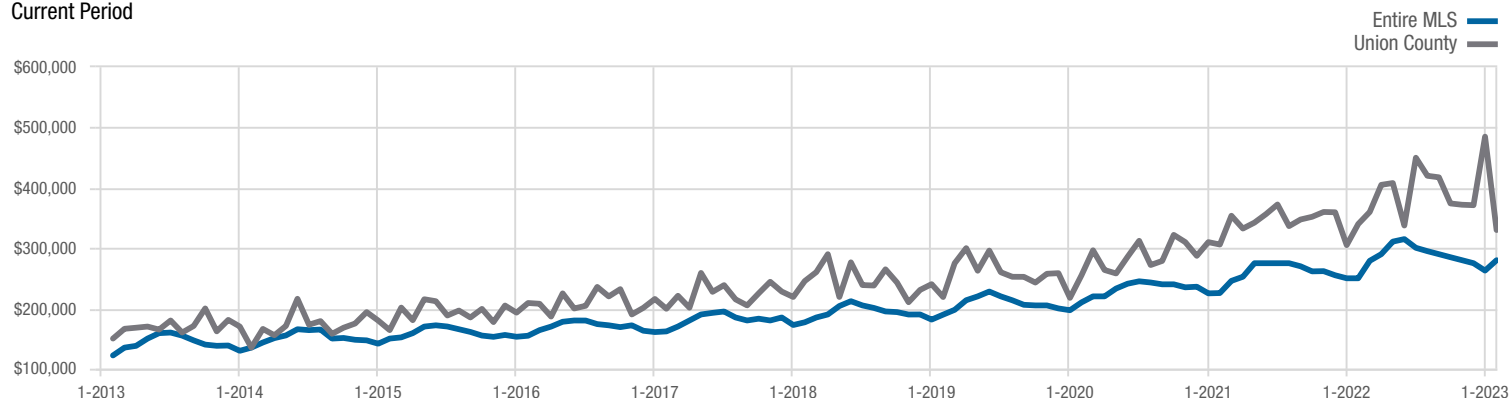
In Contracts

■ 2022 ■ 2023



Median Sales Price

Current Period



Each data point represents the median sales price in a given month.

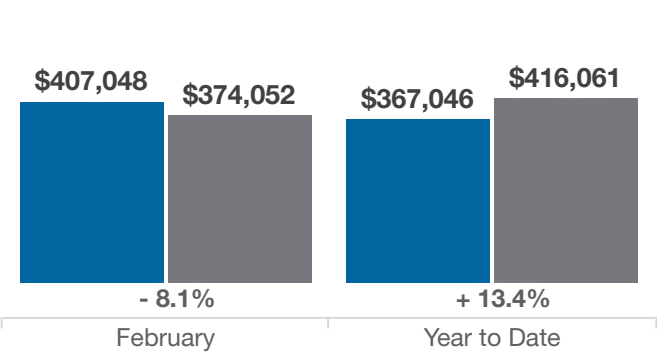
Local Market Update – February 2023

A RESEARCH TOOL PROVIDED BY THE COLUMBUS REALTORS®
BASED ON RESIDENTIAL LISTING DATA ONLY

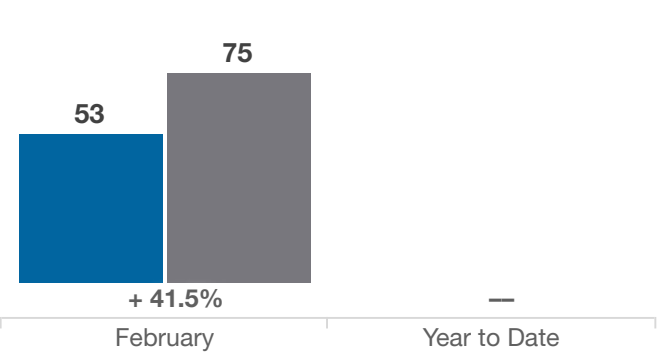


Union County

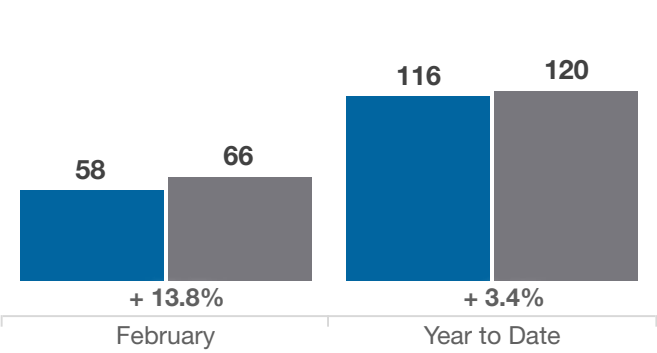
Average Sales Price



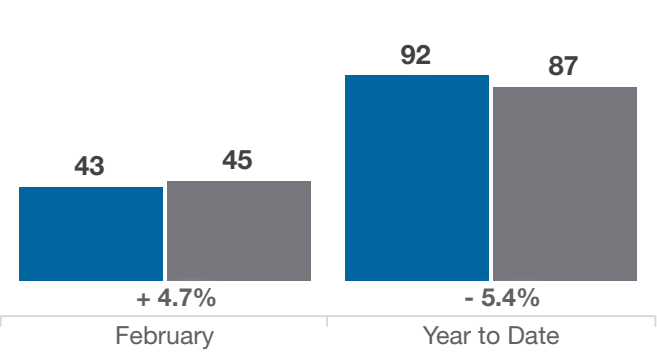
Inventory of Homes for Sale



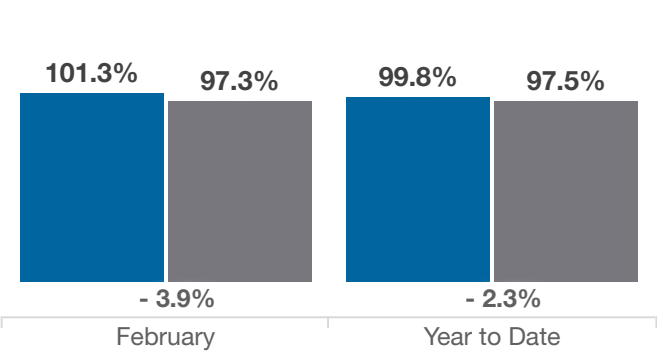
New Listings



Single Family Sales



Pct. Of Orig. List Price Received



Condo Sales

