

Local Market Update – April 2023

A RESEARCH TOOL PROVIDED BY THE COLUMBUS REALTORS®
BASED ON RESIDENTIAL LISTING DATA ONLY



South-Western City School District (Grove City)

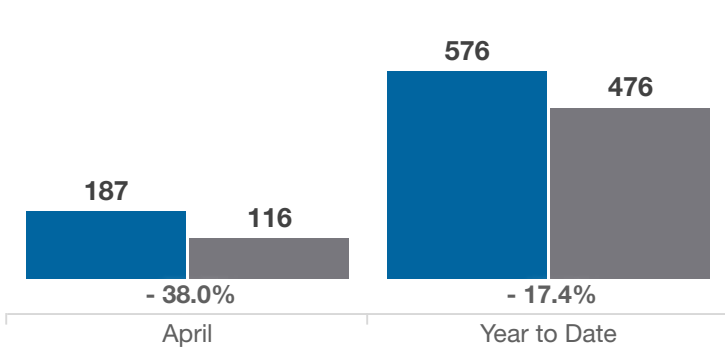
Franklin and Pickaway Counties

Key Metrics	April			Year to Date		
	2022	2023	% Change	Thru 4-2022	Thru 4-2023	% Change
Closed Sales	187	116	- 38.0%	576	476	- 17.4%
In Contracts	223	176	- 21.1%	660	548	- 17.0%
Average Sales Price*	\$309,492	\$303,159	- 2.0%	\$282,487	\$299,006	+ 5.8%
Median Sales Price*	\$275,000	\$287,950	+ 4.7%	\$265,000	\$275,000	+ 3.8%
Average Price Per Square Foot*	\$183.94	\$186.09	+ 1.2%	\$174.04	\$180.42	+ 3.7%
Percent of Original List Price Received*	104.8%	100.1%	- 4.5%	103.4%	99.4%	- 3.9%
Percent of Last List Price Received*	104.6%	101.1%	- 3.3%	103.4%	100.8%	- 2.5%
Days on Market Until Sale	14	28	+ 100.0%	15	24	+ 60.0%
New Listings	223	162	- 27.4%	683	525	- 23.1%
Median List Price of New Listings	\$279,900	\$279,900	0.0%	\$259,900	\$280,000	+ 7.7%
Median List Price at Time of Sale	\$257,000	\$283,950	+ 10.5%	\$249,900	\$274,900	+ 10.0%
Inventory of Homes for Sale	111	105	- 5.4%	—	—	—
Months Supply of Inventory	0.6	0.7	+ 16.7%	—	—	—

* Does not account for sale concessions and/or downpayment assistance. | Percent changes are calculated using rounded figures and can sometimes look extreme due to small sample size.

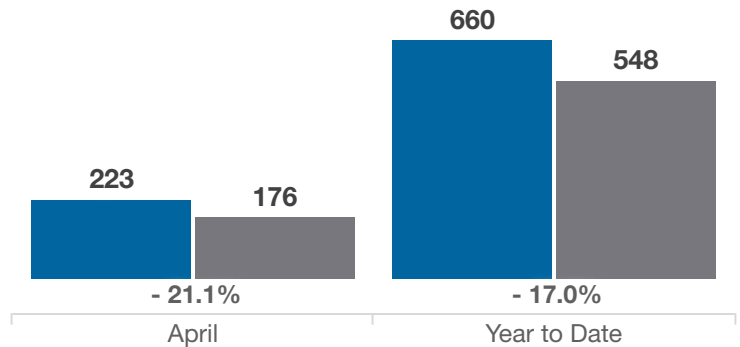
Closed Sales

■ 2022 ■ 2023



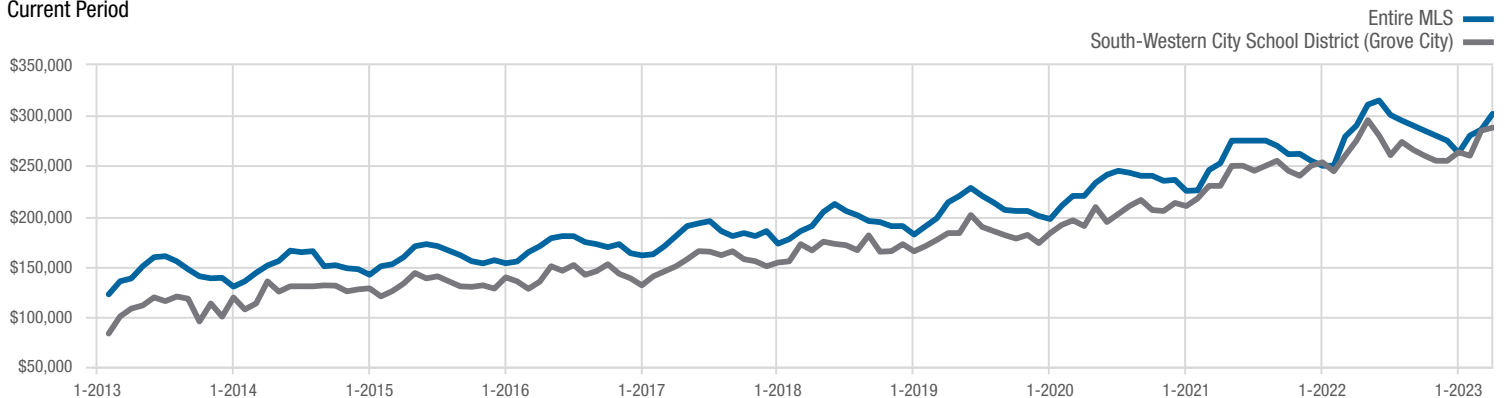
In Contracts

■ 2022 ■ 2023



Median Sales Price

Current Period



Each data point represents the median sales price in a given month.

Local Market Update – April 2023

A RESEARCH TOOL PROVIDED BY THE COLUMBUS REALTORS®
BASED ON RESIDENTIAL LISTING DATA ONLY

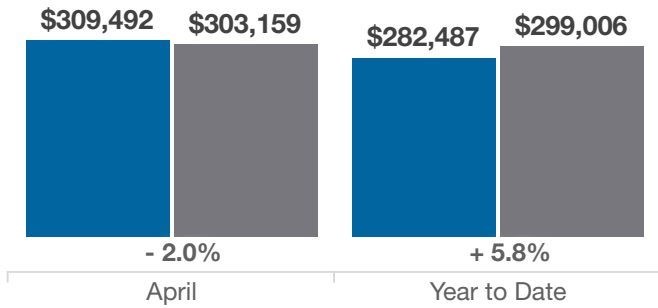


South-Western City School District (Grove City)

Franklin and Pickaway Counties

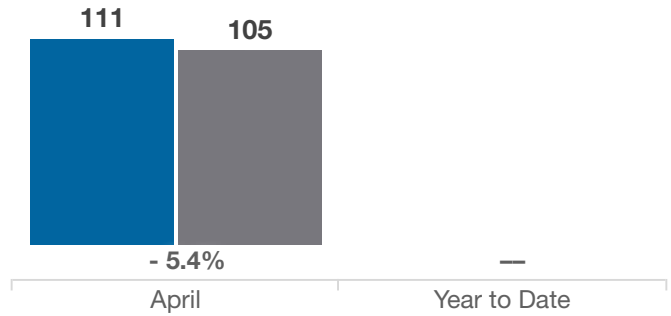
Average Sales Price

■ 2022 ■ 2023



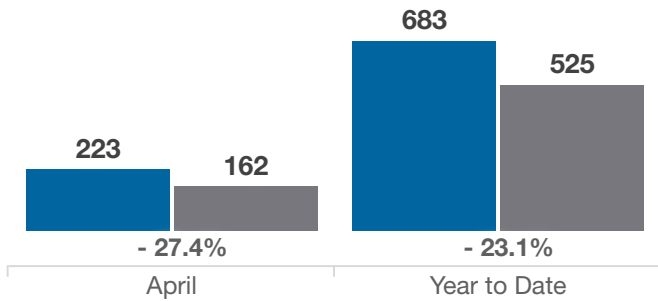
Inventory of Homes for Sale

■ 2022 ■ 2023



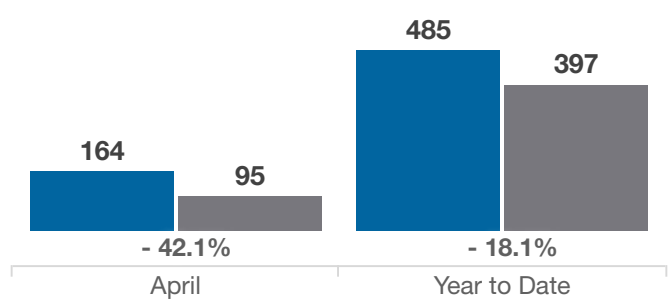
New Listings

■ 2022 ■ 2023



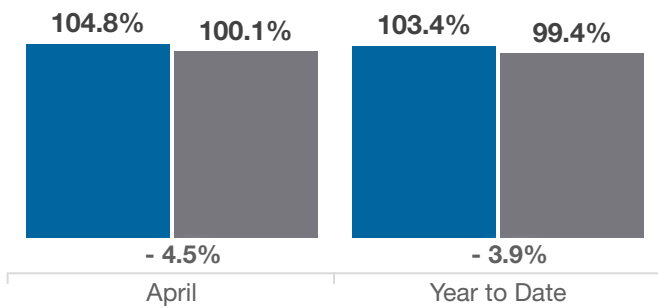
Single Family Sales

■ 2022 ■ 2023



Pct. Of Orig. List Price Received

■ 2022 ■ 2023



Condo Sales

■ 2022 ■ 2023

