

# Local Market Update – April 2017

A RESEARCH TOOL PROVIDED BY THE COLUMBUS REALTORS®  
BASED ON RESIDENTIAL LISTING DATA ONLY



## Pickerington Local School District

Franklin and Fairfield Counties

### April

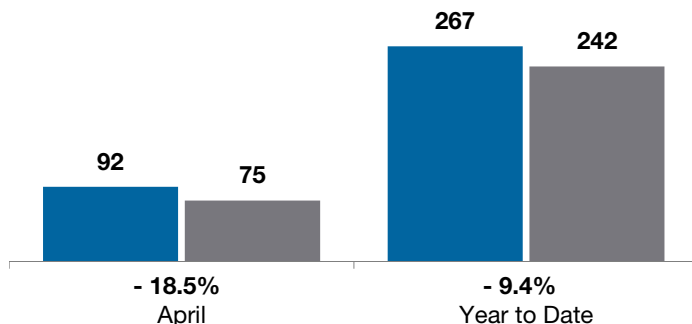
### Year to Date

	2016	2017	+ / -	2016	2017	+ / -
Closed Sales	92	75	- 18.5%	267	242	- 9.4%
In Contracts	--	103	--	--	326	--
Average Sales Price	\$206,364	<b>\$234,635</b>	+ 13.7%	\$207,233	<b>\$228,685</b>	+ 10.4%
Median Sales Price**	\$193,900	<b>\$220,000</b>	+ 13.5%	\$193,900	<b>\$214,750</b>	+ 10.8%
Average Price per Square Foot**	\$96.25	<b>\$107.89</b>	+ 12.1%	\$93.52	<b>\$103.58</b>	+ 10.8%
Percent of Original List Price Received**	97.8%	<b>97.1%</b>	- 0.7%	96.5%	<b>96.8%</b>	+ 0.3%
Percent of Last List Price Received**	99.2%	<b>98.2%</b>	- 1.0%	98.2%	<b>98.5%</b>	+ 0.3%
Days on Market Until Sale	42	<b>42</b>	0.0%	55	<b>45</b>	- 18.2%
New Listings	110	<b>96</b>	- 12.7%	336	<b>327</b>	- 2.7%
Median List Price of New Listings	\$215,450	<b>\$225,700</b>	+ 4.8%	\$210,000	<b>\$224,900</b>	+ 7.1%
Median List Price at Time of Sale	\$194,400	<b>\$222,900</b>	+ 14.7%	\$197,900	<b>\$218,000</b>	+ 10.2%
Inventory of Homes for Sale	--	<b>84</b>	--	--	--	--
Months Supply of Inventory	--	<b>1.1</b>	--	--	--	--

\*\* Does not account for seller concessions.

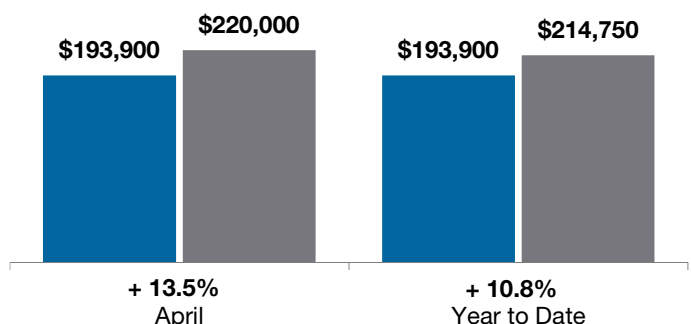
### Closed Sales

■ 2016 ■ 2017

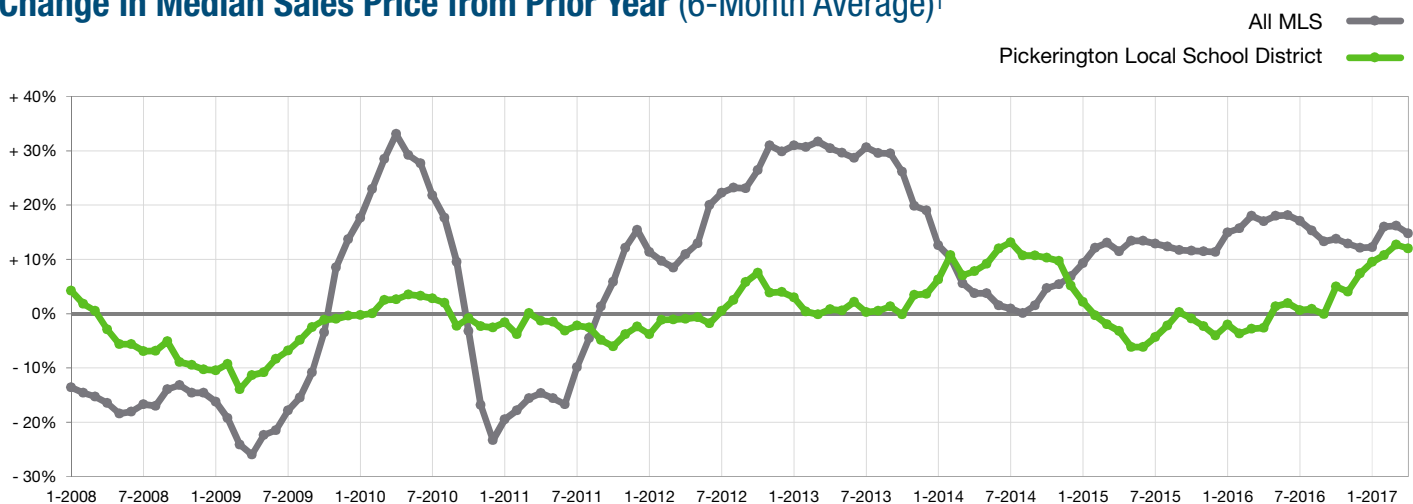


### Median Sales Price

■ 2016 ■ 2017



### Change in Median Sales Price from Prior Year (6-Month Average)†



† Each dot represents the change in median sales price from the prior year using a 6-month weighted average. This means that each of the 6 months used in a dot are proportioned according to their share of sales during that period. | Current as of May 12, 2017. All data from Columbus REALTORS® Multiple Listing Service (MLS). | Report © 2017 ShowingTime. | Page 1 of 2

# Local Market Update – April 2017

A RESEARCH TOOL PROVIDED BY THE COLUMBUS REALTORS®  
BASED ON RESIDENTIAL LISTING DATA ONLY

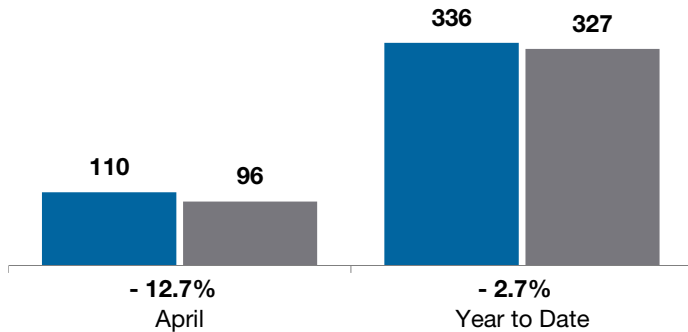


## Pickerington Local School District

Franklin and Fairfield Counties

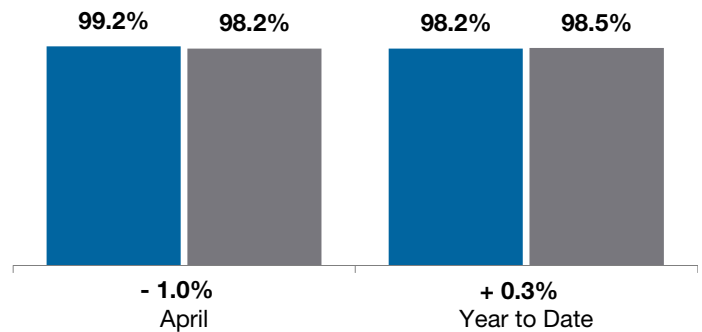
### New Listings

■ 2016 ■ 2017



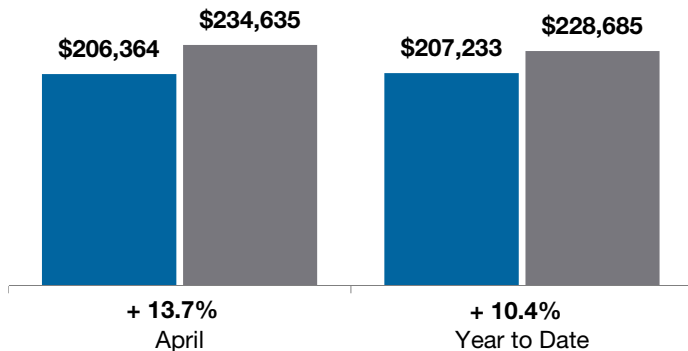
### Pct of Last List Price Received

■ 2016 ■ 2017



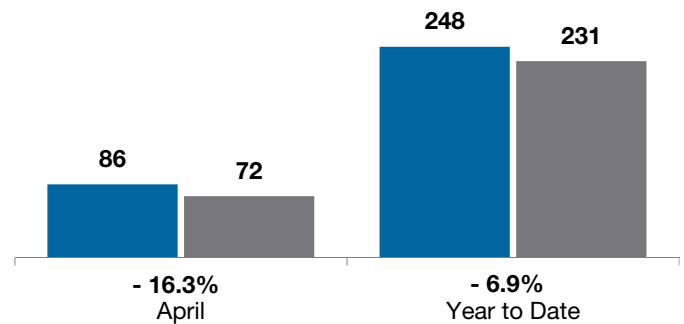
### Average Sales Price

■ 2016 ■ 2017



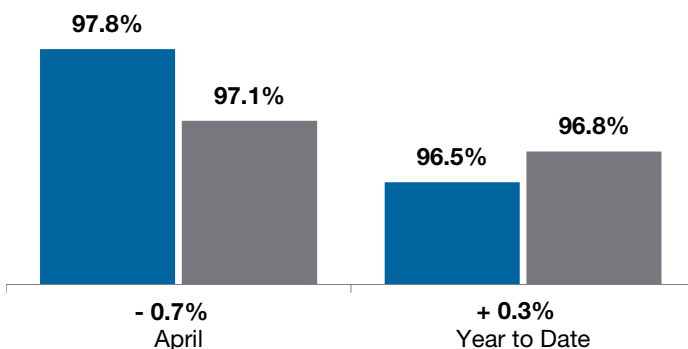
### Single Family Sales

■ 2016 ■ 2017



### Pct. of Orig. List Price Received

■ 2016 ■ 2017



### Condo Sales

■ 2016 ■ 2017

