

## Local Market Update – May 2017

A RESEARCH TOOL PROVIDED BY THE COLUMBUS REALTORS®  
BASED ON RESIDENTIAL LISTING DATA ONLY



### Whitehall (Corp.)

Franklin County

#### May

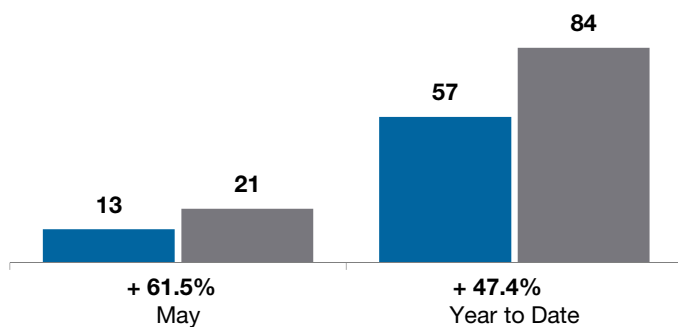
#### Year to Date

	2016	2017	+ / -	2016	2017	+ / -
Closed Sales	13	21	+ 61.5%	57	84	+ 47.4%
In Contracts	--	20	--	--	93	--
Average Sales Price	\$78,807	<b>\$99,807</b>	+ 26.6%	\$75,457	<b>\$83,883</b>	+ 11.2%
Median Sales Price**	\$80,000	<b>\$115,000</b>	+ 43.8%	\$67,000	<b>\$81,450</b>	+ 21.6%
Average Price per Square Foot**	\$66.04	<b>\$75.01</b>	+ 13.6%	\$54.76	<b>\$62.54</b>	+ 14.2%
Percent of Original List Price Received**	89.2%	<b>98.7%</b>	+ 10.7%	90.6%	<b>96.7%</b>	+ 6.7%
Percent of Last List Price Received**	94.8%	<b>99.2%</b>	+ 4.6%	93.6%	<b>96.5%</b>	+ 3.1%
Days on Market Until Sale	95	45	- 52.6%	74	47	- 36.5%
New Listings	14	15	+ 7.1%	82	92	+ 12.2%
Median List Price of New Listings	\$57,700	<b>\$95,900</b>	+ 66.2%	\$69,900	<b>\$89,900</b>	+ 28.6%
Median List Price at Time of Sale	\$82,000	<b>\$109,900</b>	+ 34.0%	\$74,900	<b>\$84,900</b>	+ 13.4%
Inventory of Homes for Sale	--	24	--	--	--	--
Months Supply of Inventory	--	1.5	--	--	--	--

\*\* Does not account for seller concessions.

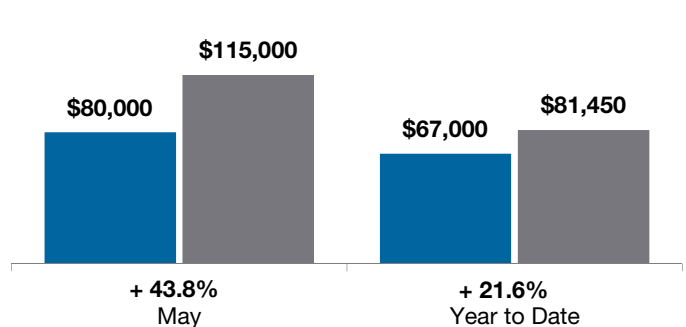
#### Closed Sales

■ 2016 ■ 2017

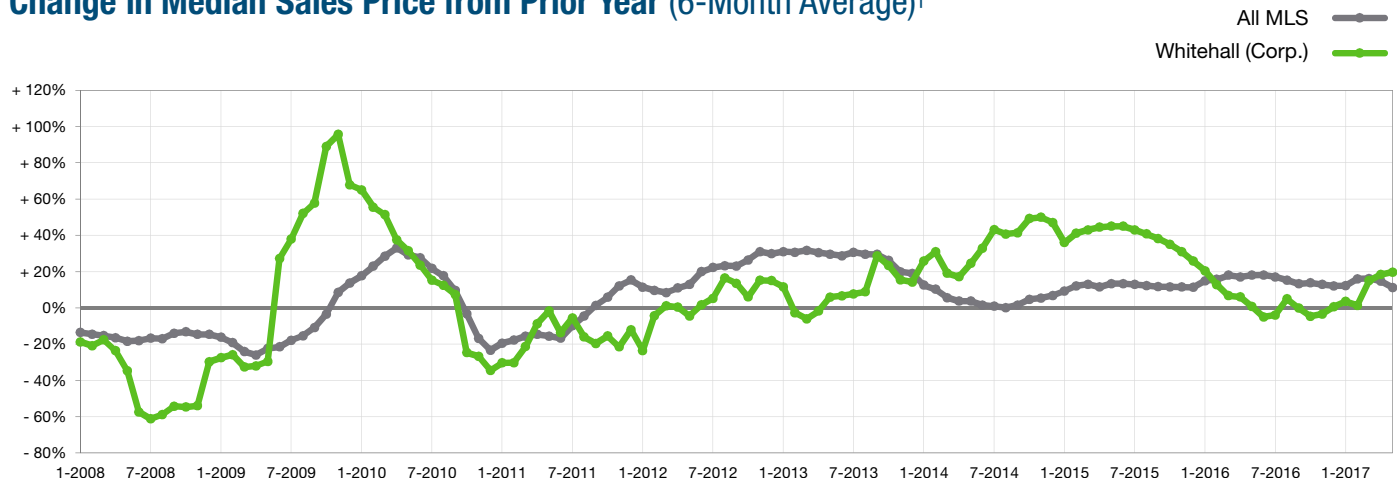


#### Median Sales Price

■ 2016 ■ 2017



#### Change in Median Sales Price from Prior Year (6-Month Average)<sup>†</sup>



<sup>†</sup> Each dot represents the change in median sales price from the prior year using a 6-month weighted average. This means that each of the 6 months used in a dot are proportioned according to their share of sales during that period. | Current as of June 12, 2017. All data from Columbus REALTORS® Multiple Listing Service (MLS). | Report © 2017 ShowingTime. | Page 1 of 2

## Local Market Update – May 2017

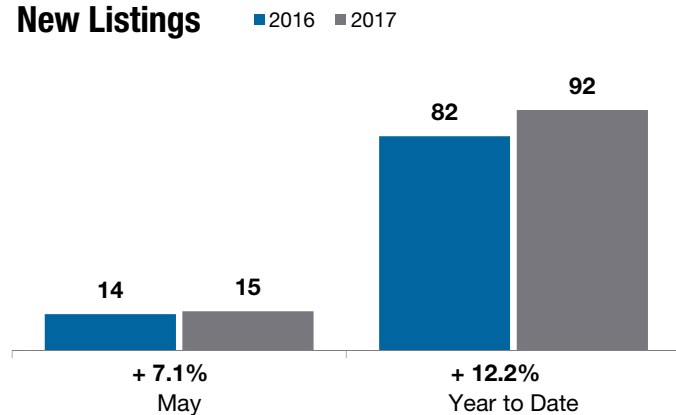
A RESEARCH TOOL PROVIDED BY THE COLUMBUS REALTORS®  
BASED ON RESIDENTIAL LISTING DATA ONLY



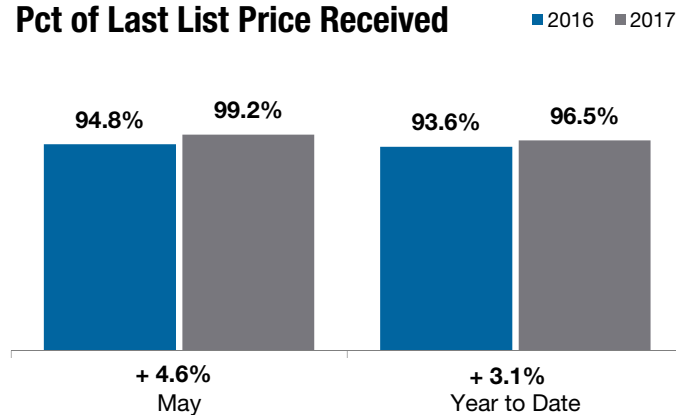
### Whitehall (Corp.)

Franklin County

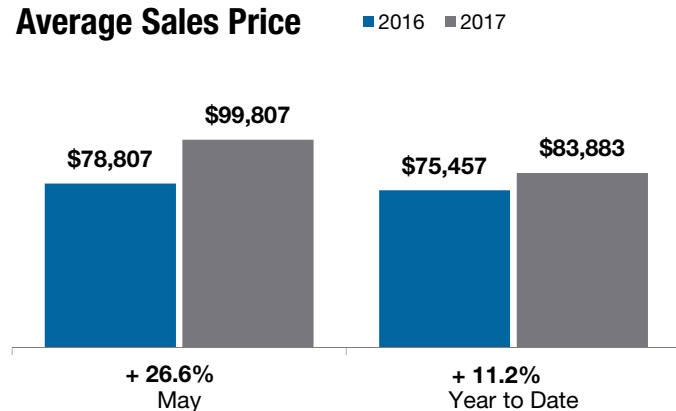
#### New Listings



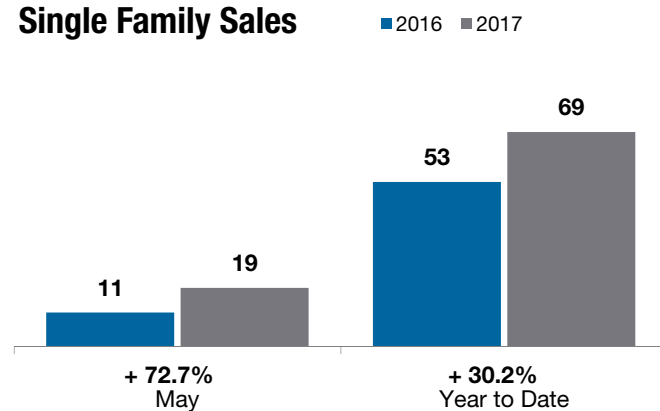
#### Pct of Last List Price Received



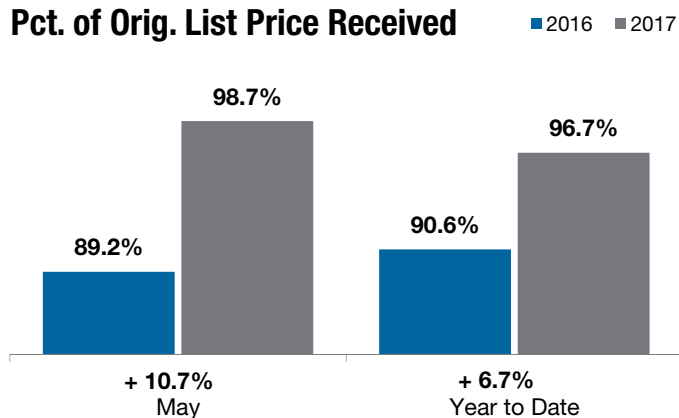
#### Average Sales Price



#### Single Family Sales



#### Pct. of Orig. List Price Received



#### Condo Sales

