

Local Market Update – June 2017

A RESEARCH TOOL PROVIDED BY THE COLUMBUS REALTORS®
BASED ON RESIDENTIAL LISTING DATA ONLY



Fairfield County

June

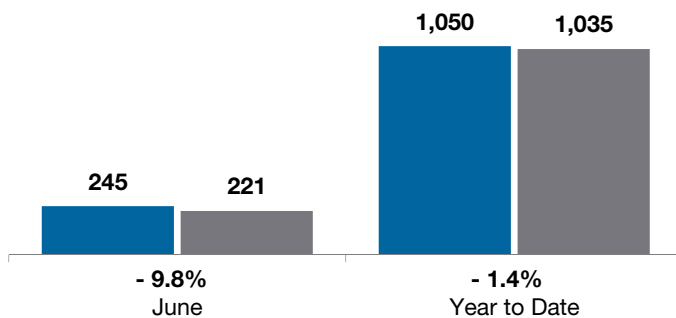
Year to Date

	2016	2017	+ / -	2016	2017	+ / -
Closed Sales	245	221	- 9.8%	1,050	1,035	- 1.4%
In Contracts	--	303	--	--	1,251	--
Average Sales Price	\$189,355	\$197,205	+ 4.1%	\$181,577	\$192,140	+ 5.8%
Median Sales Price**	\$183,000	\$190,000	+ 3.8%	\$169,900	\$179,900	+ 5.9%
Average Price per Square Foot**	\$98.41	\$103.74	+ 5.4%	\$91.53	\$98.69	+ 7.8%
Percent of Original List Price Received**	96.4%	98.1%	+ 1.8%	95.4%	96.1%	+ 0.7%
Percent of Last List Price Received**	98.1%	99.1%	+ 1.0%	97.5%	97.9%	+ 0.4%
Days on Market Until Sale	46	36	- 21.7%	57	49	- 14.0%
New Listings	270	311	+ 15.2%	1,365	1,355	- 0.7%
Median List Price of New Listings	\$194,900	\$215,000	+ 10.3%	\$179,900	\$199,900	+ 11.1%
Median List Price at Time of Sale	\$184,900	\$190,000	+ 2.8%	\$171,900	\$179,900	+ 4.7%
Inventory of Homes for Sale	--	335	--	--	--	--
Months Supply of Inventory	--	1.8	--	--	--	--

** Does not account for seller concessions.

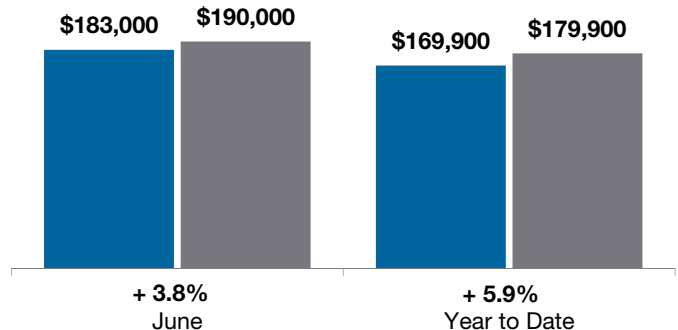
Closed Sales

■ 2016 ■ 2017

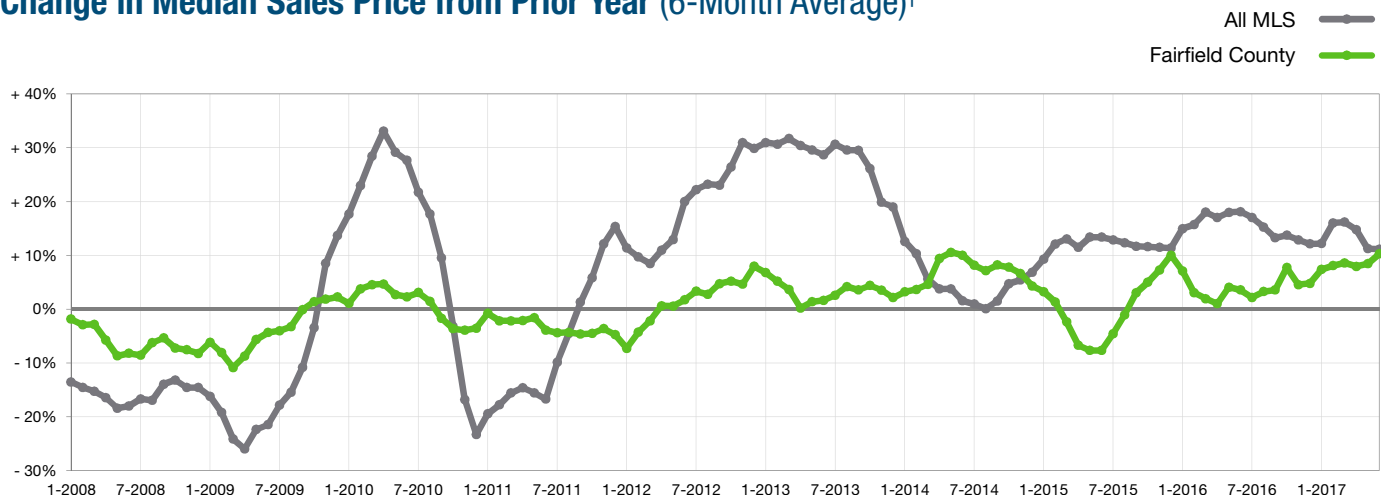


Median Sales Price

■ 2016 ■ 2017



Change in Median Sales Price from Prior Year (6-Month Average)†



† Each dot represents the change in median sales price from the prior year using a 6-month weighted average. This means that each of the 6 months used in a dot are proportioned according to their share of sales during that period. | Current as of July 12, 2017. All data from Columbus REALTORS® Multiple Listing Service (MLS). | Report © 2017 ShowingTime. | Page 1 of 2

Local Market Update – June 2017

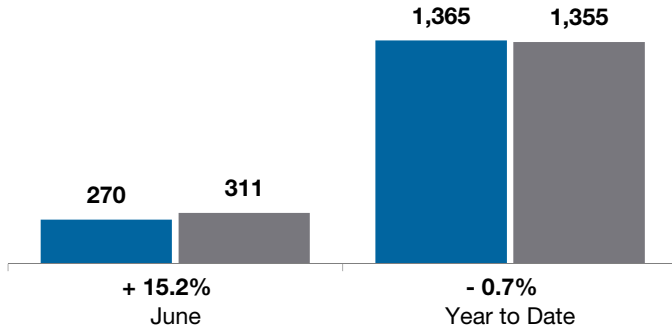
A RESEARCH TOOL PROVIDED BY THE COLUMBUS REALTORS®
BASED ON RESIDENTIAL LISTING DATA ONLY



Fairfield County

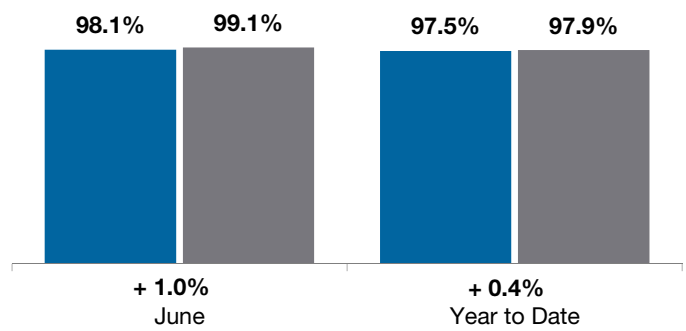
New Listings

■ 2016 ■ 2017



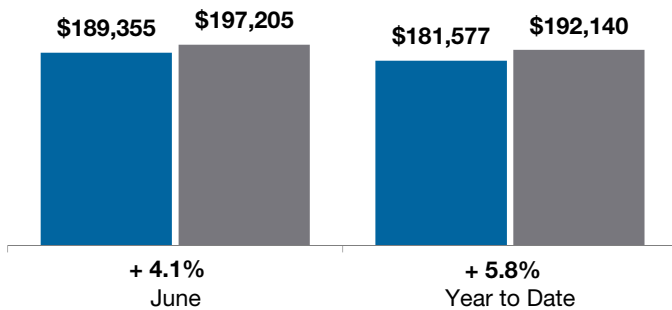
Pct of Last List Price Received

■ 2016 ■ 2017



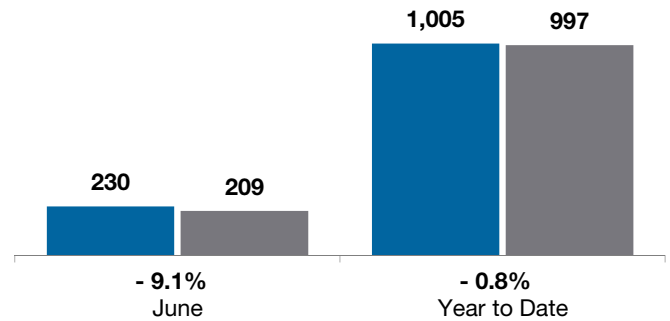
Average Sales Price

■ 2016 ■ 2017



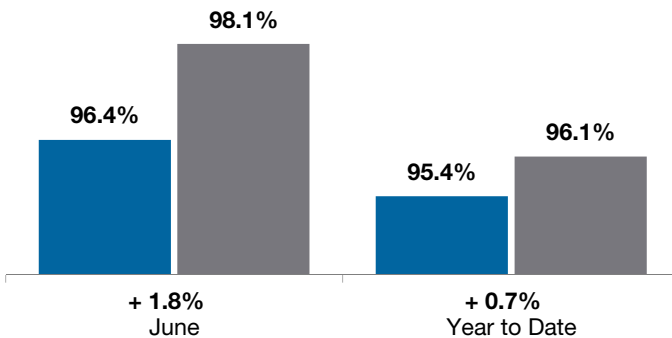
Single Family Sales

■ 2016 ■ 2017



Pct. of Orig. List Price Received

■ 2016 ■ 2017



Condo Sales

■ 2016 ■ 2017

