

Local Market Update – June 2017

A RESEARCH TOOL PROVIDED BY THE COLUMBUS REALTORS®
BASED ON RESIDENTIAL LISTING DATA ONLY



Worthington City School District

Franklin County

June

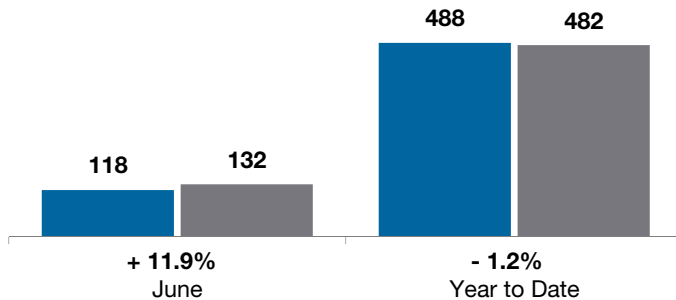
Year to Date

	2016	2017	+ / -	2016	2017	+ / -
Closed Sales	118	132	+ 11.9%	488	482	- 1.2%
In Contracts	--	153	--	--	582	--
Average Sales Price	\$251,738	\$270,898	+ 7.6%	\$241,619	\$254,976	+ 5.5%
Median Sales Price**	\$239,250	\$239,000	- 0.1%	\$229,750	\$232,000	+ 1.0%
Average Price per Square Foot**	\$130.87	\$140.26	+ 7.2%	\$128.42	\$137.69	+ 7.2%
Percent of Original List Price Received**	98.8%	99.7%	+ 0.9%	97.3%	98.8%	+ 1.5%
Percent of Last List Price Received**	99.1%	99.9%	+ 0.8%	98.6%	99.5%	+ 0.9%
Days on Market Until Sale	21	22	+ 4.8%	33	24	- 27.3%
New Listings	136	127	- 6.6%	613	619	+ 1.0%
Median List Price of New Listings	\$228,250	\$248,825	+ 9.0%	\$238,000	\$249,900	+ 5.0%
Median List Price at Time of Sale	\$239,450	\$241,400	+ 0.8%	\$229,900	\$232,950	+ 1.3%
Inventory of Homes for Sale	--	88	--	--	--	--
Months Supply of Inventory	--	1.0	--	--	--	--

** Does not account for seller concessions.

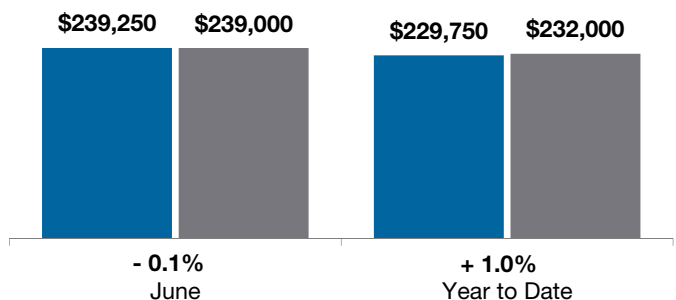
Closed Sales

■ 2016 ■ 2017



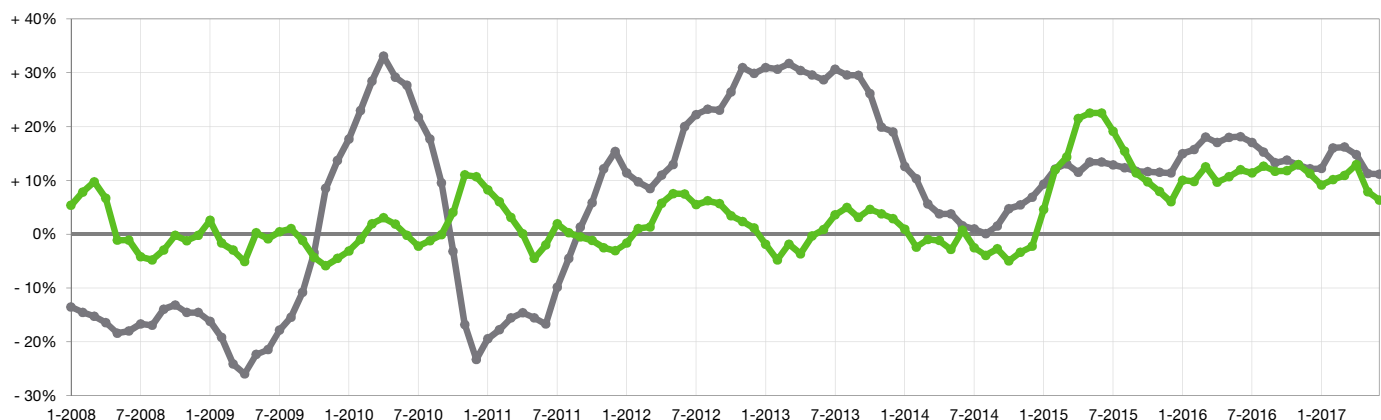
Median Sales Price

■ 2016 ■ 2017



Change in Median Sales Price from Prior Year (6-Month Average)†

All MLS —
Worthington City School District —



† Each dot represents the change in median sales price from the prior year using a 6-month weighted average. This means that each of the 6 months used in a dot are proportioned according to their share of sales during that period. | Current as of July 12, 2017. All data from Columbus REALTORS® Multiple Listing Service (MLS). | Report © 2017 ShowingTime. | Page 1 of 2

Local Market Update – June 2017

A RESEARCH TOOL PROVIDED BY THE COLUMBUS REALTORS®
BASED ON RESIDENTIAL LISTING DATA ONLY

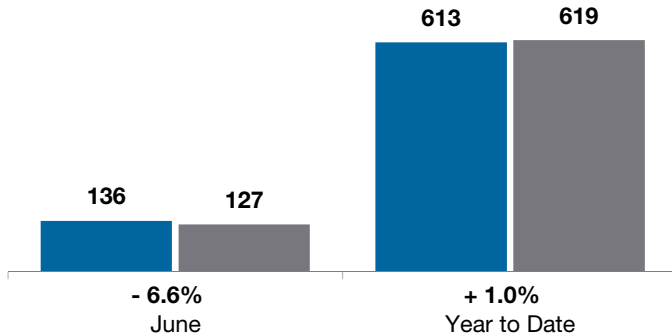


Worthington City School District

Franklin County

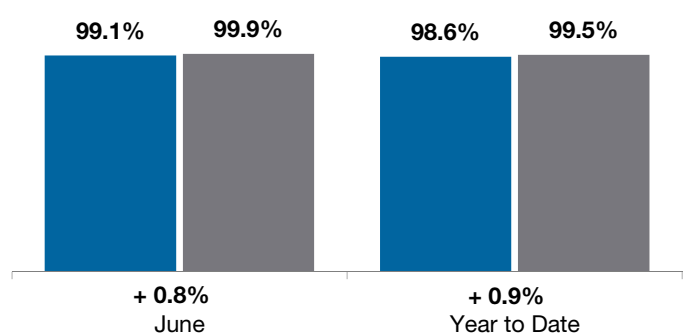
New Listings

■ 2016 ■ 2017



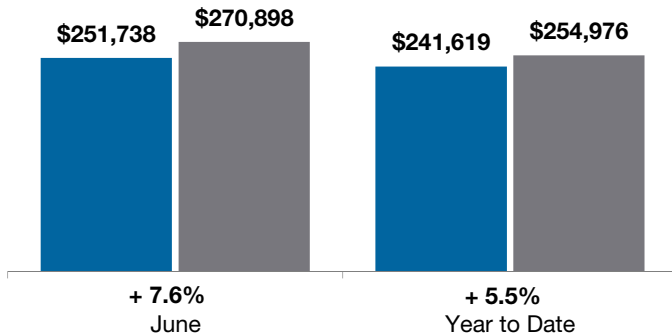
Pct of Last List Price Received

■ 2016 ■ 2017



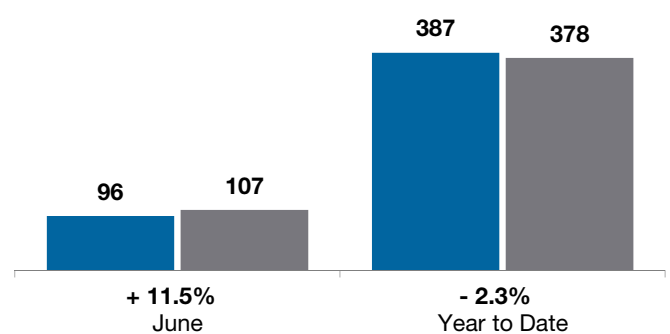
Average Sales Price

■ 2016 ■ 2017



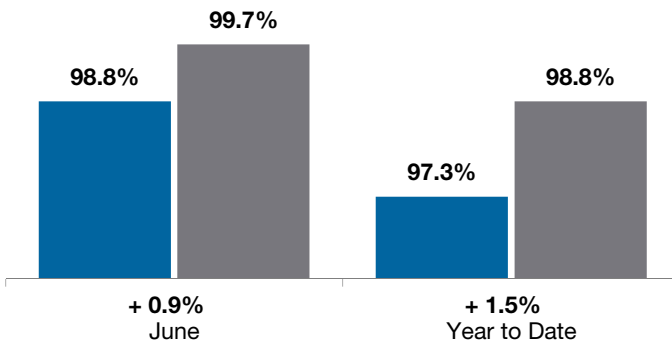
Single Family Sales

■ 2016 ■ 2017



Pct. of Orig. List Price Received

■ 2016 ■ 2017



Condo Sales

■ 2016 ■ 2017

