

Local Market Update – August 2017

A RESEARCH TOOL PROVIDED BY THE COLUMBUS REALTORS®
BASED ON RESIDENTIAL LISTING DATA ONLY



Gahanna (Corp.)

Franklin County

August

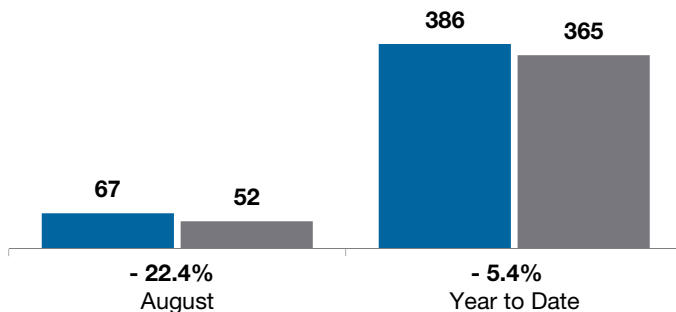
Year to Date

	2016	2017	+ / -	2016	2017	+ / -
Closed Sales	67	52	- 22.4%	386	365	- 5.4%
In Contracts	--	73	--	--	414	--
Average Sales Price	\$226,052	\$213,800	- 5.4%	\$221,118	\$232,203	+ 5.0%
Median Sales Price**	\$208,500	\$208,000	- 0.2%	\$199,900	\$210,000	+ 5.1%
Average Price per Square Foot**	\$120.66	\$120.77	+ 0.1%	\$114.64	\$121.84	+ 6.3%
Percent of Original List Price Received**	99.3%	100.3%	+ 1.0%	98.1%	99.5%	+ 1.4%
Percent of Last List Price Received**	99.1%	99.9%	+ 0.8%	98.6%	100.0%	+ 1.4%
Days on Market Until Sale	15	12	- 20.0%	28	21	- 25.0%
New Listings	58	62	+ 6.9%	458	438	- 4.4%
Median List Price of New Listings	\$219,750	\$209,950	- 4.5%	\$209,900	\$227,450	+ 8.4%
Median List Price at Time of Sale	\$209,900	\$199,900	- 4.8%	\$199,950	\$211,000	+ 5.5%
Inventory of Homes for Sale	--	50	--	--	--	--
Months Supply of Inventory	--	1.1	--	--	--	--

** Does not account for seller concessions.

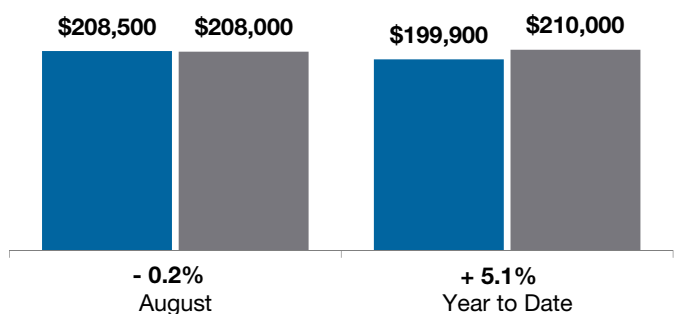
Closed Sales

■ 2016 ■ 2017

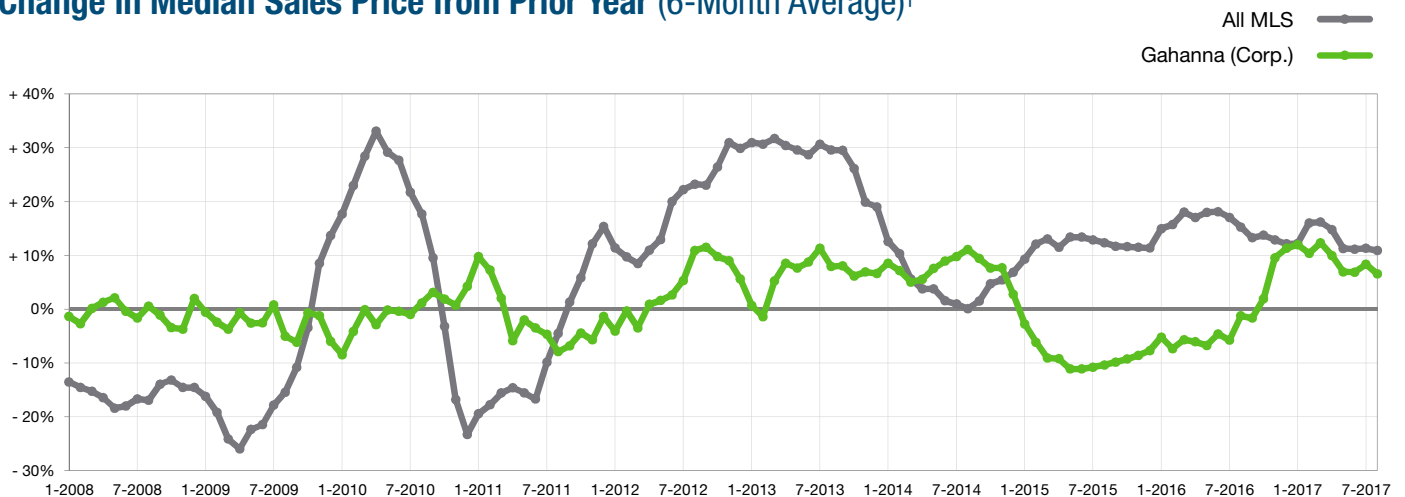


Median Sales Price

■ 2016 ■ 2017



Change in Median Sales Price from Prior Year (6-Month Average)†



† Each dot represents the change in median sales price from the prior year using a 6-month weighted average. This means that each of the 6 months used in a dot are proportioned according to their share of sales during that period. | Current as of September 12, 2017. All data from Columbus REALTORS® Multiple Listing Service (MLS). | Report © 2017 ShowingTime. | Page 1 of 2

Local Market Update – August 2017

A RESEARCH TOOL PROVIDED BY THE COLUMBUS REALTORS®
BASED ON RESIDENTIAL LISTING DATA ONLY

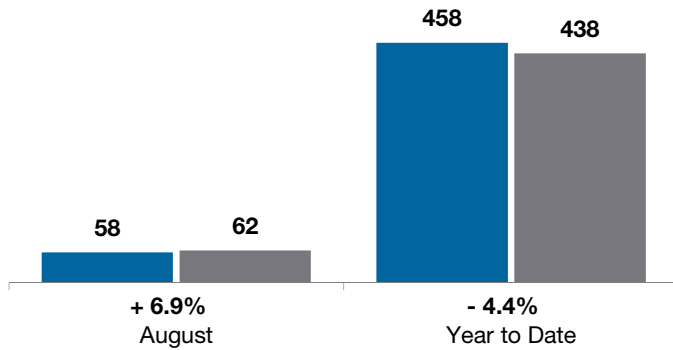


Gahanna (Corp.)

Franklin County

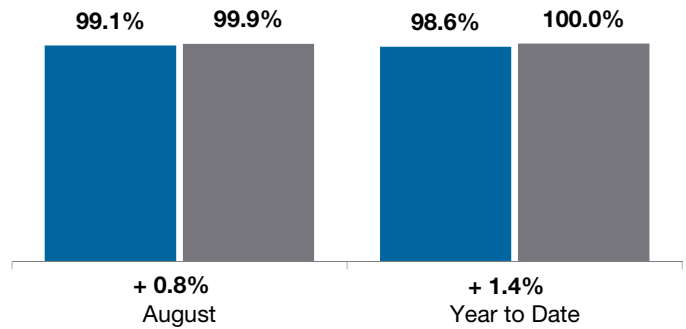
New Listings

■ 2016 ■ 2017



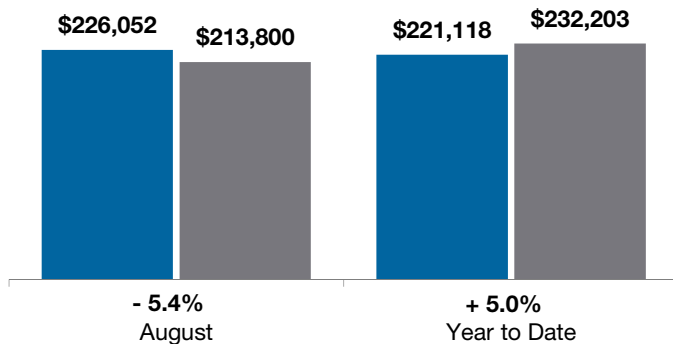
Pct of Last List Price Received

■ 2016 ■ 2017



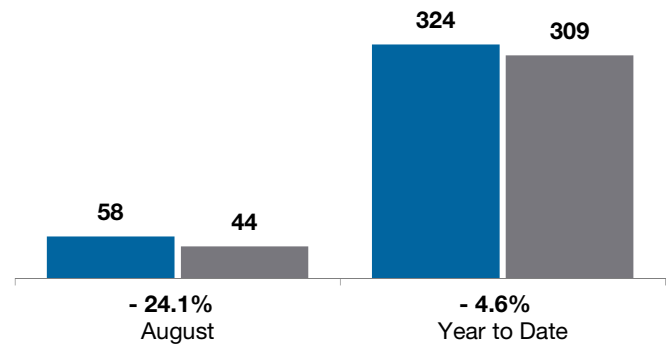
Average Sales Price

■ 2016 ■ 2017



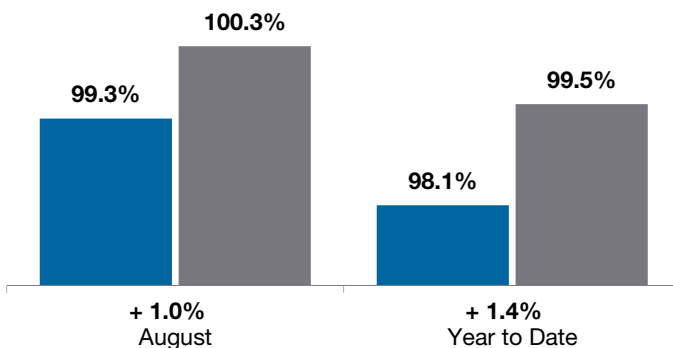
Single Family Sales

■ 2016 ■ 2017



Pct. of Orig. List Price Received

■ 2016 ■ 2017



Condo Sales

■ 2016 ■ 2017

