

Local Market Update – October 2017

A RESEARCH TOOL PROVIDED BY THE COLUMBUS REALTORS®
BASED ON RESIDENTIAL LISTING DATA ONLY



Delaware County

October

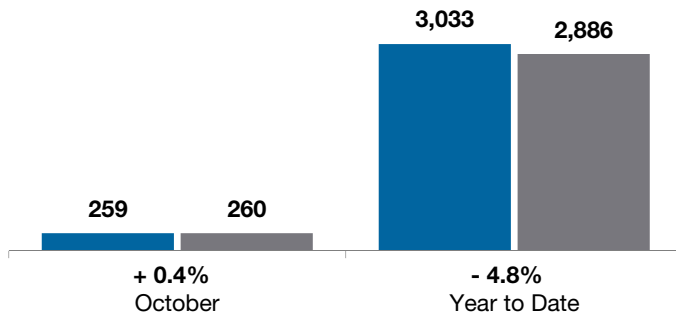
Year to Date

	2016	2017	+ / -	2016	2017	+ / -
Closed Sales	259	260	+ 0.4%	3,033	2,886	- 4.8%
In Contracts	--	325	--	--	3,075	--
Average Sales Price	\$304,557	\$317,540	+ 4.3%	\$311,149	\$328,778	+ 5.7%
Median Sales Price**	\$269,900	\$293,500	+ 8.7%	\$280,000	\$305,000	+ 8.9%
Average Price per Square Foot**	\$132.07	\$141.98	+ 7.5%	\$131.32	\$138.16	+ 5.2%
Percent of Original List Price Received**	97.3%	97.1%	- 0.2%	97.1%	97.4%	+ 0.3%
Percent of Last List Price Received**	98.9%	98.7%	- 0.2%	98.5%	98.6%	+ 0.1%
Days on Market Until Sale	37	37	0.0%	45	40	- 11.1%
New Listings	315	267	- 15.2%	3,762	3,586	- 4.7%
Median List Price of New Listings	\$297,500	\$299,900	+ 0.8%	\$305,250	\$325,500	+ 6.6%
Median List Price at Time of Sale	\$269,900	\$291,450	+ 8.0%	\$284,900	\$308,000	+ 8.1%
Inventory of Homes for Sale	--	595	--	--	--	--
Months Supply of Inventory	--	2.1	--	--	--	--

** Does not account for seller concessions.

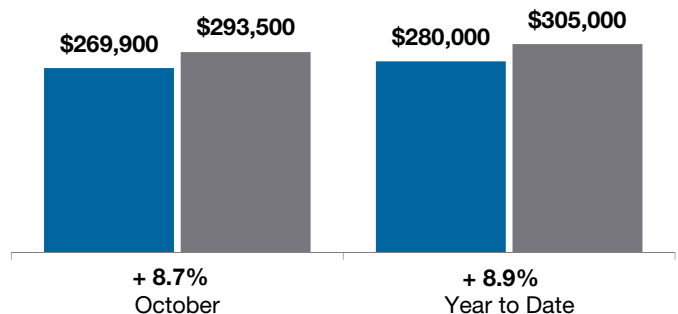
Closed Sales

■ 2016 ■ 2017

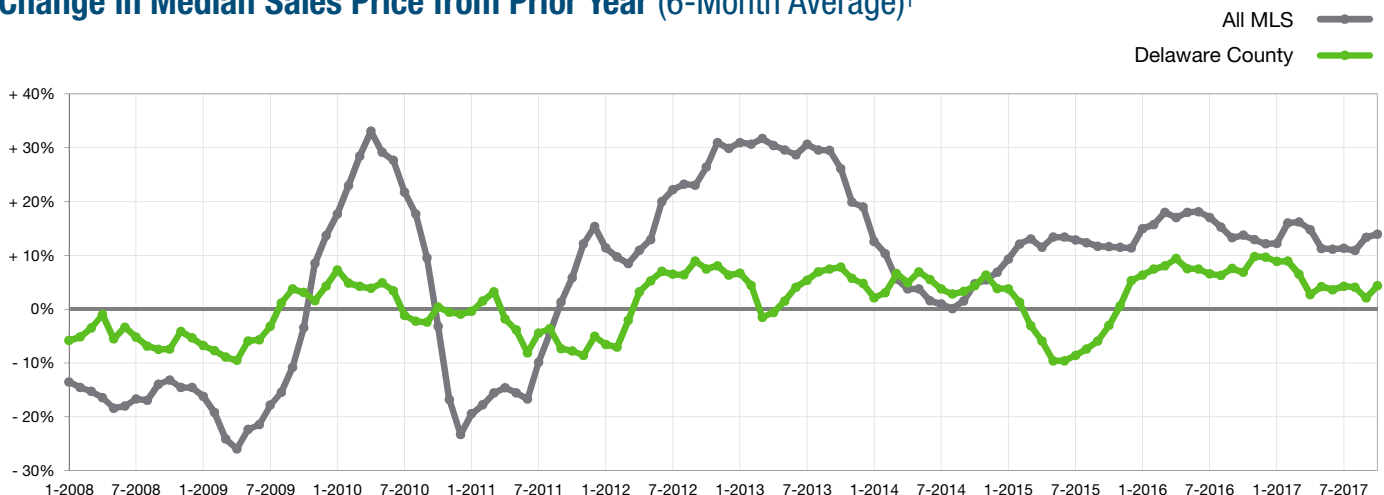


Median Sales Price

■ 2016 ■ 2017



Change in Median Sales Price from Prior Year (6-Month Average)†



† Each dot represents the change in median sales price from the prior year using a 6-month weighted average. This means that each of the 6 months used in a dot are proportioned according to their share of sales during that period. | Current as of November 13, 2017. All data from Columbus REALTORS® Multiple Listing Service (MLS). | Report © 2017 ShowingTime. | Page 1 of 2

Local Market Update – October 2017

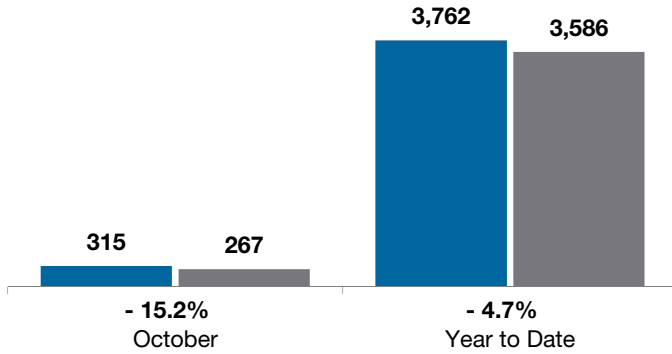
A RESEARCH TOOL PROVIDED BY THE COLUMBUS REALTORS®
BASED ON RESIDENTIAL LISTING DATA ONLY



Delaware County

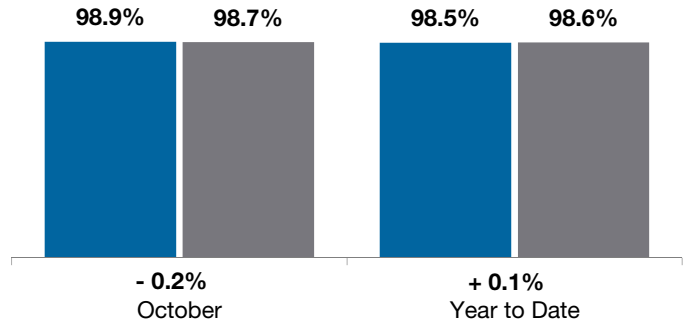
New Listings

■ 2016 ■ 2017



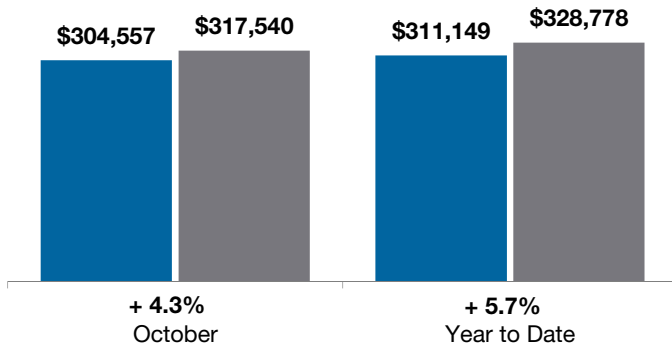
Pct of Last List Price Received

■ 2016 ■ 2017



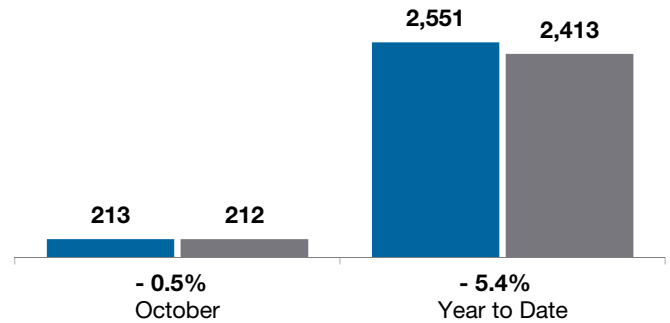
Average Sales Price

■ 2016 ■ 2017



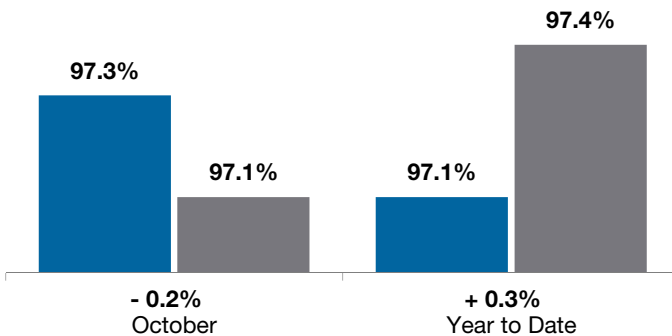
Single Family Sales

■ 2016 ■ 2017



Pct. of Orig. List Price Received

■ 2016 ■ 2017



Condo Sales

■ 2016 ■ 2017

