

Local Market Update – June 2018

A RESEARCH TOOL PROVIDED BY THE COLUMBUS REALTORS®
BASED ON RESIDENTIAL LISTING DATA ONLY



Fairfield County

June

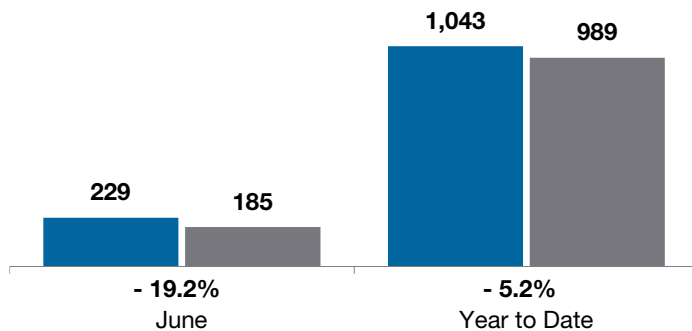
Year to Date

	2017	2018	+ / -	2017	2018	+ / -
Closed Sales	229	185	- 19.2%	1,043	989	- 5.2%
In Contracts	--	257	--	--	1,150	--
Average Sales Price	\$195,810	\$214,000	+ 9.3%	\$191,874	\$209,535	+ 9.2%
Median Sales Price*	\$190,000	\$204,000	+ 7.4%	\$179,000	\$195,444	+ 9.2%
Average Price per Square Foot*	\$103.53	\$113.21	+ 9.3%	\$98.69	\$108.65	+ 10.1%
Percent of Original List Price Received*	97.9%	97.6%	- 0.3%	96.0%	97.1%	+ 1.1%
Percent of Last List Price Received*	99.1%	99.2%	+ 0.1%	97.9%	98.5%	+ 0.6%
Days on Market Until Sale	37	34	- 8.1%	49	41	- 16.3%
New Listings	314	292	- 7.0%	1,358	1,313	- 3.3%
Median List Price of New Listings	\$213,200	\$215,000	+ 0.8%	\$199,900	\$214,900	+ 7.5%
Median List Price at Time of Sale	\$189,900	\$209,900	+ 10.5%	\$179,900	\$198,250	+ 10.2%
Inventory of Homes for Sale	--	343	--	--	--	--
Months Supply of Inventory	--	1.9	--	--	--	--

* Does not account for seller concessions.

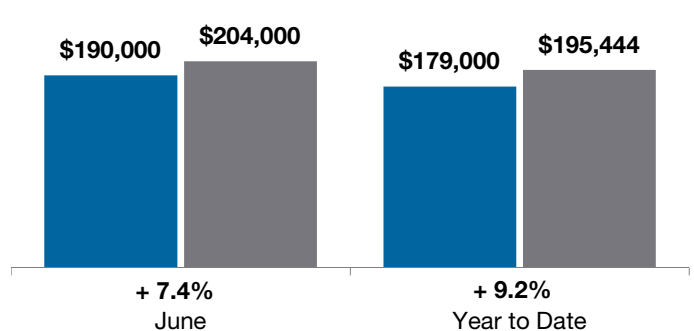
Closed Sales

■ 2017 ■ 2018

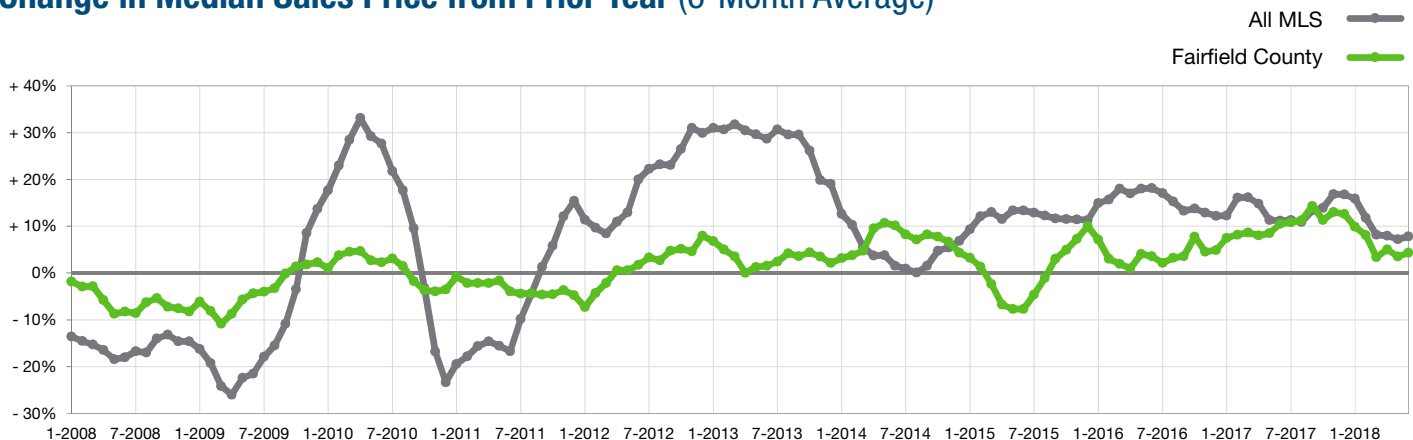


Median Sales Price

■ 2017 ■ 2018



Change in Median Sales Price from Prior Year (6-Month Average)**



** Each dot represents the change in median sales price from the prior year using a 6-month weighted average. This means that each of the 6 months used in a dot are proportioned according to their share of sales during that period.

Local Market Update – June 2018

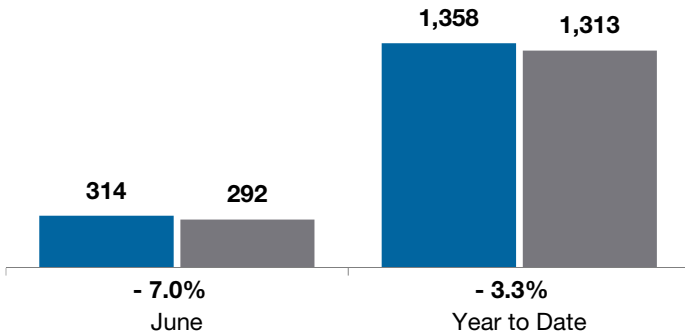
A RESEARCH TOOL PROVIDED BY THE COLUMBUS REALTORS®
BASED ON RESIDENTIAL LISTING DATA ONLY



Fairfield County

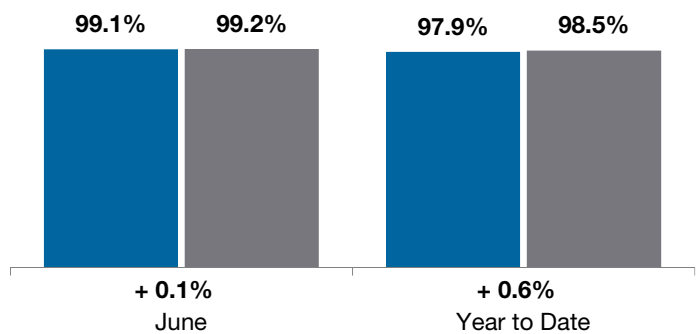
New Listings

■ 2017 ■ 2018



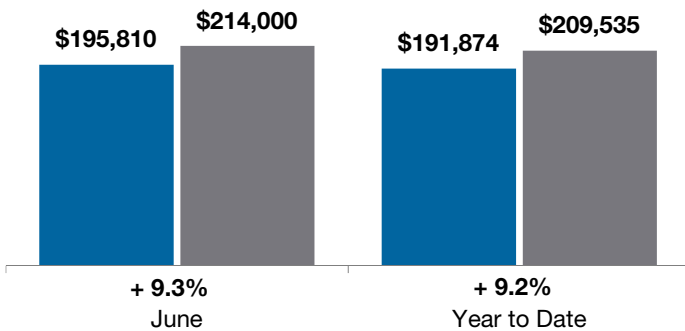
Pct of Last List Price Received

■ 2017 ■ 2018



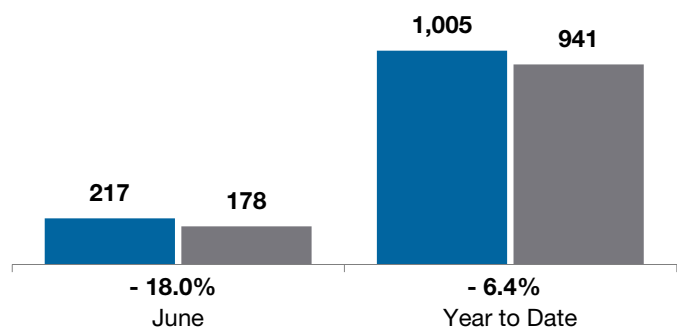
Average Sales Price

■ 2017 ■ 2018



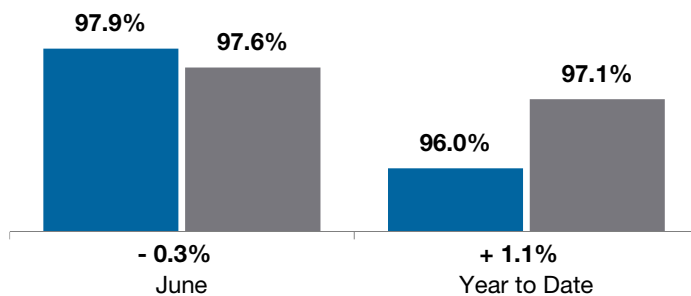
Single Family Sales

■ 2017 ■ 2018



Pct. of Orig. List Price Received

■ 2017 ■ 2018



Condo Sales

■ 2017 ■ 2018

