

Local Market Update – August 2018

A RESEARCH TOOL PROVIDED BY THE COLUMBUS REALTORS®
BASED ON RESIDENTIAL LISTING DATA ONLY



Westerville City School District

Franklin and Delaware Counties

August

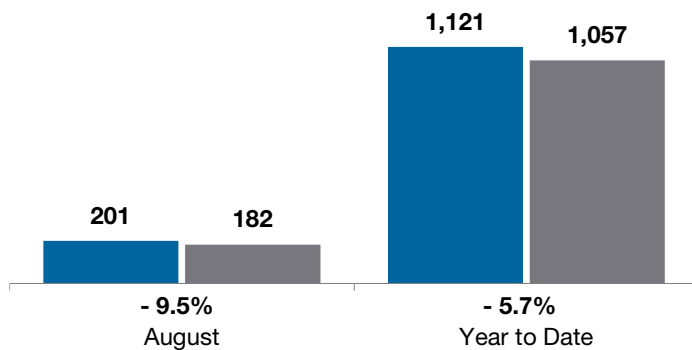
Year to Date

	2017	2018	+ / -	2017	2018	+ / -
Closed Sales	201	182	- 9.5%	1,121	1,057	- 5.7%
In Contracts	--	143	--	--	1,121	--
Average Sales Price	\$244,522	\$258,885	+ 5.9%	\$235,346	\$255,641	+ 8.6%
Median Sales Price*	\$216,000	\$252,000	+ 16.7%	\$212,250	\$243,250	+ 14.6%
Average Price per Square Foot*	\$127.10	\$132.67	+ 4.4%	\$122.82	\$134.32	+ 9.4%
Percent of Original List Price Received*	98.3%	98.7%	+ 0.4%	98.8%	99.3%	+ 0.5%
Percent of Last List Price Received*	99.1%	99.8%	+ 0.7%	99.3%	99.8%	+ 0.5%
Days on Market Until Sale	19	18	- 5.3%	22	20	- 9.1%
New Listings	172	156	- 9.3%	1,360	1,279	- 6.0%
Median List Price of New Listings	\$219,900	\$249,950	+ 13.7%	\$225,000	\$249,900	+ 11.1%
Median List Price at Time of Sale	\$222,000	\$249,950	+ 12.6%	\$213,450	\$243,907	+ 14.3%
Inventory of Homes for Sale	--	182	--	--	--	--
Months Supply of Inventory	--	1.4	--	--	--	--

* Does not account for seller concessions.

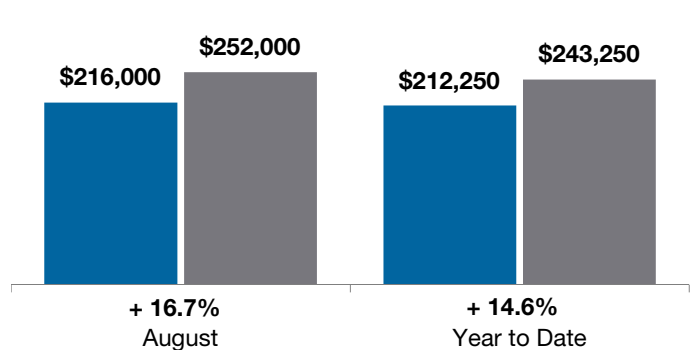
Closed Sales

■ 2017 ■ 2018

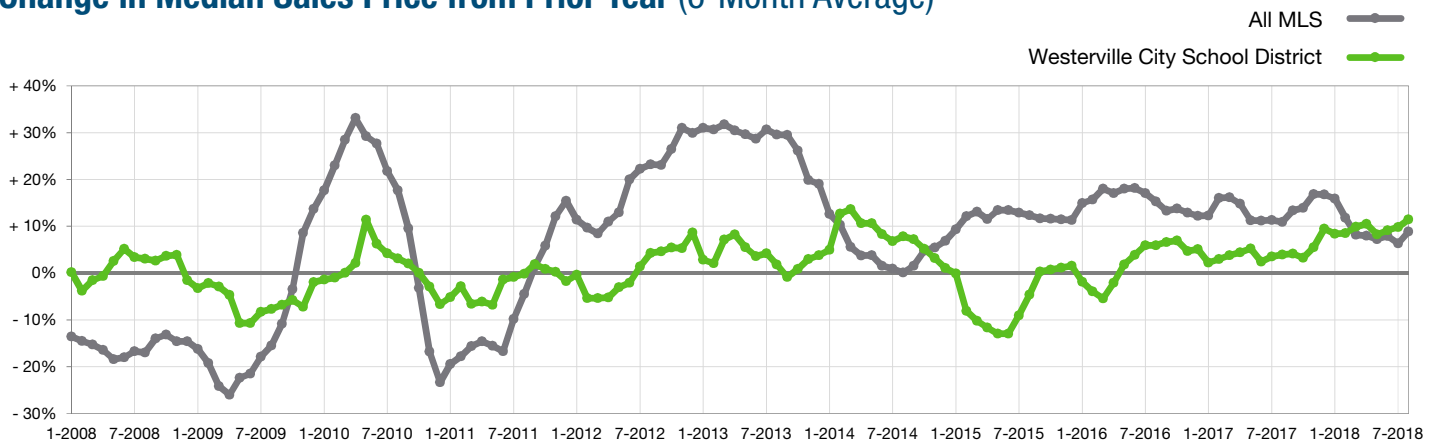


Median Sales Price

■ 2017 ■ 2018



Change in Median Sales Price from Prior Year (6-Month Average)**



** Each dot represents the change in median sales price from the prior year using a 6-month weighted average. This means that each of the 6 months used in a dot are proportioned according to their share of sales during that period.

Local Market Update – August 2018

A RESEARCH TOOL PROVIDED BY THE COLUMBUS REALTORS®
BASED ON RESIDENTIAL LISTING DATA ONLY

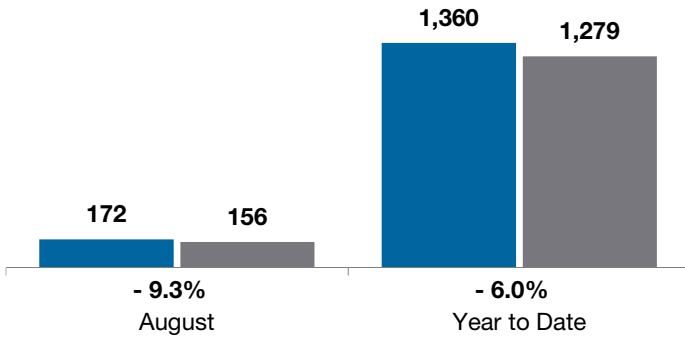


Westerville City School District

Franklin and Delaware Counties

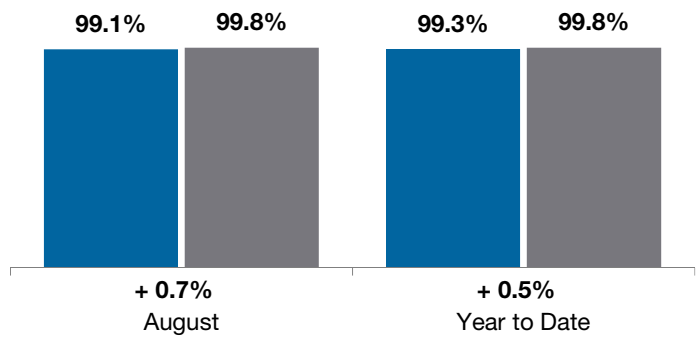
New Listings

■ 2017 ■ 2018



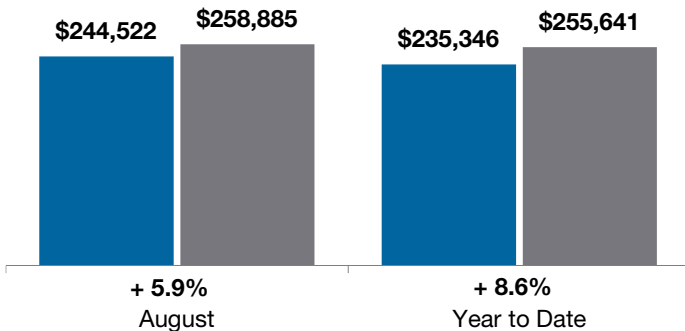
Pct of Last List Price Received

■ 2017 ■ 2018



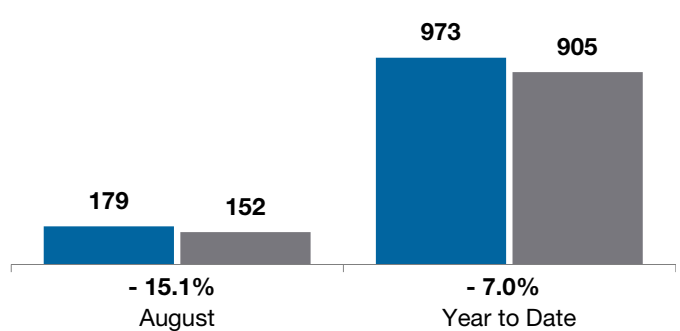
Average Sales Price

■ 2017 ■ 2018



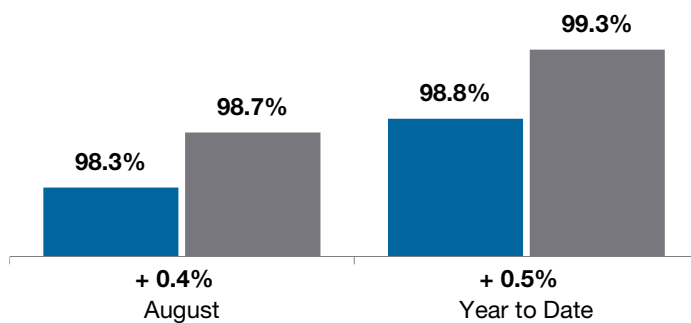
Single Family Sales

■ 2017 ■ 2018



Pct. of Orig. List Price Received

■ 2017 ■ 2018



Condo Sales

■ 2017 ■ 2018

