

Local Market Update – September 2018

A RESEARCH TOOL PROVIDED BY THE COLUMBUS REALTORS®
BASED ON RESIDENTIAL LISTING DATA ONLY



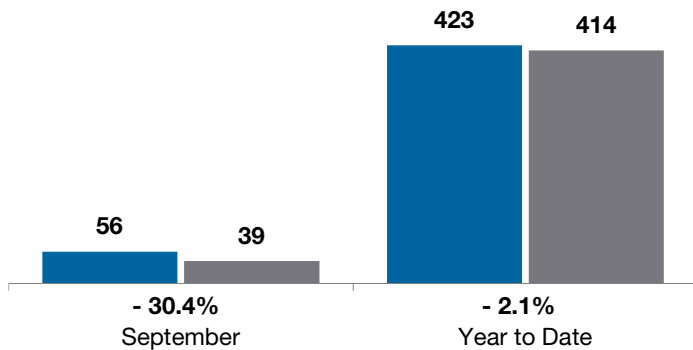
Gahanna (Corp.)

Franklin County	September			Year to Date		
	2017	2018	+ / -	2017	2018	+ / -
Closed Sales	56	39	- 30.4%	423	414	- 2.1%
In Contracts	--	43	--	--	442	--
Average Sales Price	\$232,902	\$259,050	+ 11.2%	\$232,493	\$262,038	+ 12.7%
Median Sales Price*	\$207,500	\$270,000	+ 30.1%	\$210,000	\$242,500	+ 15.5%
Average Price per Square Foot*	\$125.00	\$129.81	+ 3.8%	\$122.33	\$132.69	+ 8.5%
Percent of Original List Price Received*	97.1%	100.2%	+ 3.2%	99.2%	99.6%	+ 0.4%
Percent of Last List Price Received*	98.3%	100.5%	+ 2.2%	99.8%	99.8%	0.0%
Days on Market Until Sale	17	18	+ 5.9%	21	18	- 14.3%
New Listings	44	38	- 13.6%	482	467	- 3.1%
Median List Price of New Listings	\$209,950	\$249,500	+ 18.8%	\$224,900	\$249,900	+ 11.1%
Median List Price at Time of Sale	\$206,200	\$272,000	+ 31.9%	\$209,900	\$239,950	+ 14.3%
Inventory of Homes for Sale	--	46	--	--	--	--
Months Supply of Inventory	--	1.0	--	--	--	--

* Does not account for seller concessions.

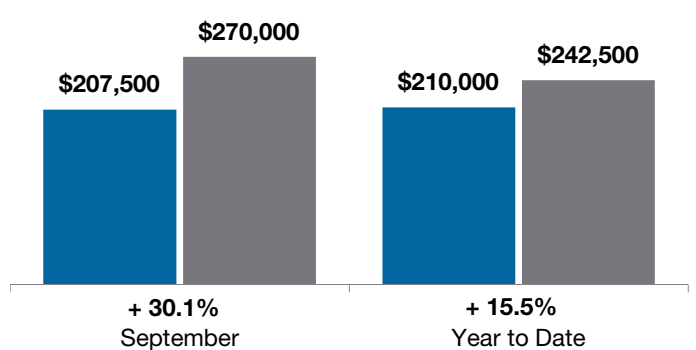
Closed Sales

■ 2017 ■ 2018

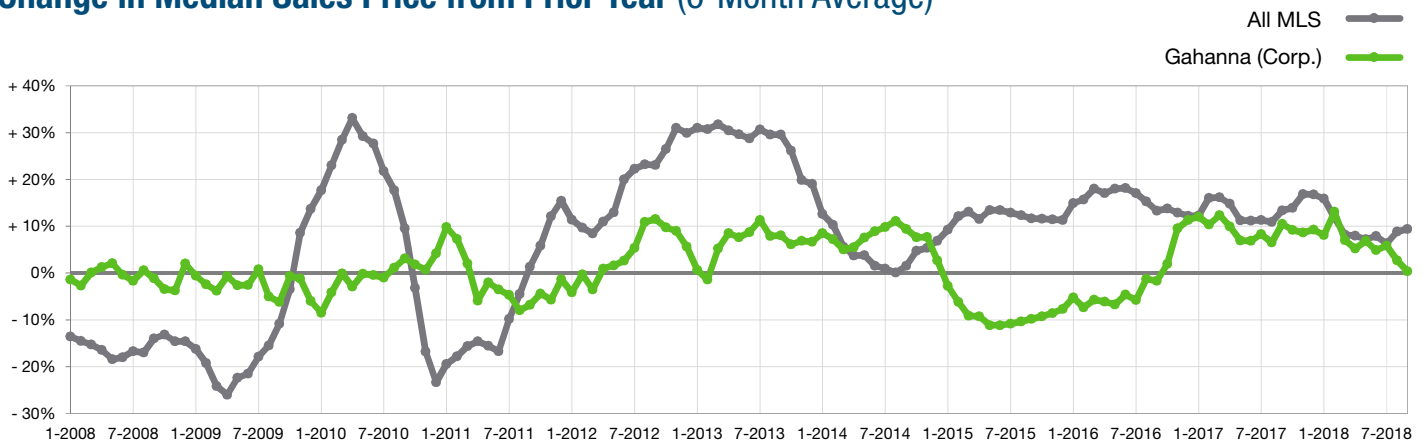


Median Sales Price

■ 2017 ■ 2018



Change in Median Sales Price from Prior Year (6-Month Average)**



** Each dot represents the change in median sales price from the prior year using a 6-month weighted average. This means that each of the 6 months used in a dot are proportioned according to their share of sales during that period.

Local Market Update – September 2018

A RESEARCH TOOL PROVIDED BY THE COLUMBUS REALTORS®
 BASED ON RESIDENTIAL LISTING DATA ONLY



Gahanna (Corp.)

Franklin County

