

Local Market Update – September 2018

A RESEARCH TOOL PROVIDED BY THE COLUMBUS REALTORS®
BASED ON RESIDENTIAL LISTING DATA ONLY



German Village

September

Year to Date

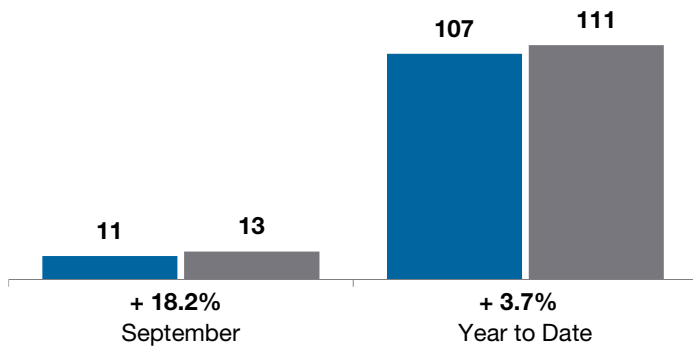
Franklin County (43206 and German Village subdivision)

	2017	2018	+ / -	2017	2018	+ / -
Closed Sales	11	13	+ 18.2%	107	111	+ 3.7%
In Contracts	--	15	--	--	113	--
Average Sales Price	\$465,991	\$448,185	- 3.8%	\$439,927	\$488,789	+ 11.1%
Median Sales Price*	\$429,000	\$425,000	- 0.9%	\$380,750	\$397,500	+ 4.4%
Average Price per Square Foot*	\$265.13	\$260.56	- 1.7%	\$244.43	\$263.76	+ 7.9%
Percent of Original List Price Received*	96.7%	97.7%	+ 1.0%	96.0%	94.9%	- 1.1%
Percent of Last List Price Received*	98.5%	98.7%	+ 0.2%	97.8%	97.1%	- 0.7%
Days on Market Until Sale	31	23	- 25.8%	46	49	+ 6.5%
New Listings	22	15	- 31.8%	151	138	- 8.6%
Median List Price of New Listings	\$469,900	\$429,000	- 8.7%	\$414,625	\$425,000	+ 2.5%
Median List Price at Time of Sale	\$429,000	\$424,000	- 1.2%	\$380,750	\$399,900	+ 5.0%
Inventory of Homes for Sale	--	34	--	--	--	--
Months Supply of Inventory	--	2.8	--	--	--	--

* Does not account for seller concessions.

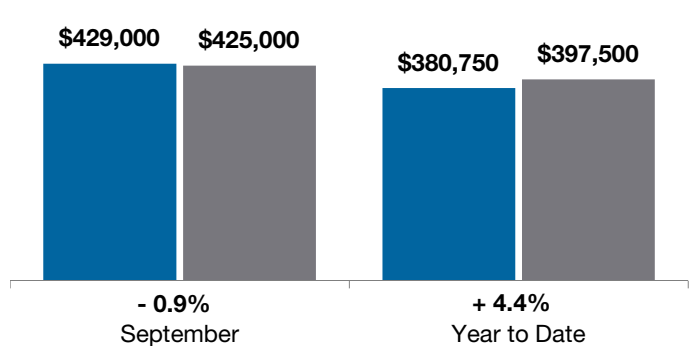
Closed Sales

■ 2017 ■ 2018

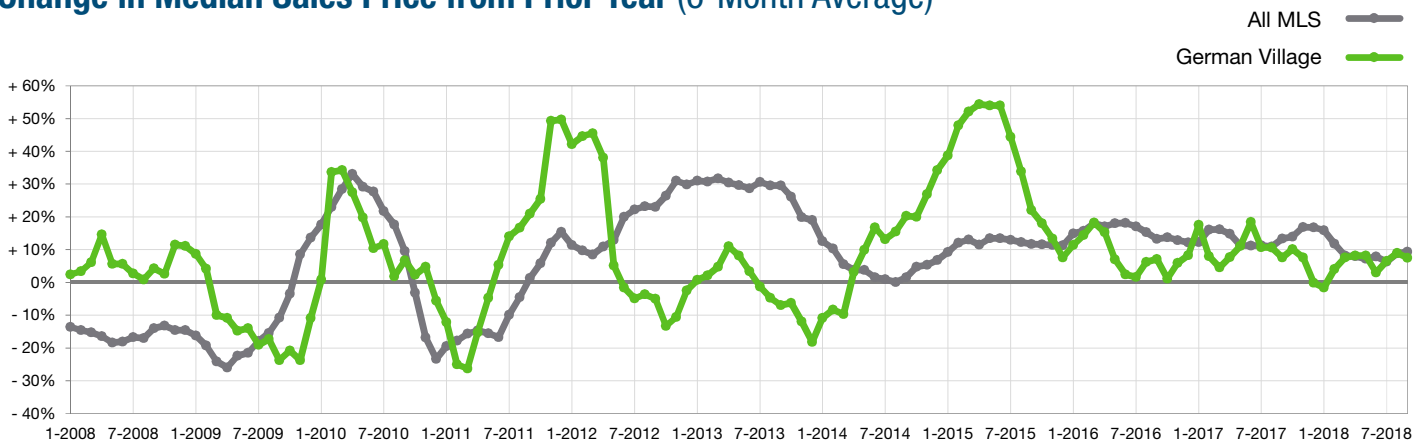


Median Sales Price

■ 2017 ■ 2018



Change in Median Sales Price from Prior Year (6-Month Average)**



** Each dot represents the change in median sales price from the prior year using a 6-month weighted average. This means that each of the 6 months used in a dot are proportioned according to their share of sales during that period.

Local Market Update – September 2018

A RESEARCH TOOL PROVIDED BY THE COLUMBUS REALTORS®
 BASED ON RESIDENTIAL LISTING DATA ONLY



German Village

Franklin County (43206 and German Village subdivision)

