

Local Market Update – September 2018

A RESEARCH TOOL PROVIDED BY THE COLUMBUS REALTORS®
BASED ON RESIDENTIAL LISTING DATA ONLY



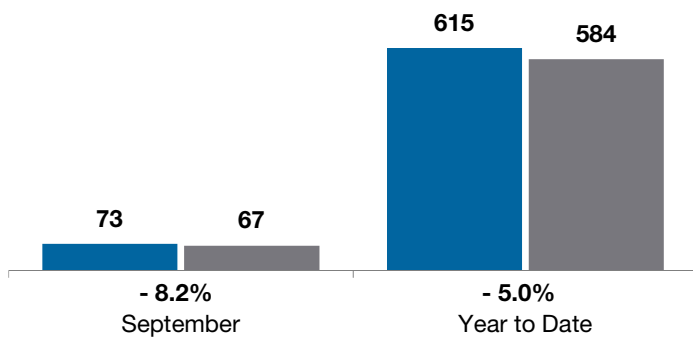
Grove City (Corp.)

Franklin County	September			Year to Date		
	2017	2018	+ / -	2017	2018	+ / -
Closed Sales	73	67	- 8.2%	615	584	- 5.0%
In Contracts	--	50	--	--	597	--
Average Sales Price	\$209,748	\$227,073	+ 8.3%	\$210,922	\$229,395	+ 8.8%
Median Sales Price*	\$215,750	\$224,900	+ 4.2%	\$207,000	\$225,000	+ 8.7%
Average Price per Square Foot*	\$111.06	\$130.06	+ 17.1%	\$112.13	\$122.75	+ 9.5%
Percent of Original List Price Received*	97.2%	97.9%	+ 0.7%	98.3%	98.7%	+ 0.4%
Percent of Last List Price Received*	98.3%	99.0%	+ 0.7%	99.2%	99.4%	+ 0.2%
Days on Market Until Sale	26	35	+ 34.6%	31	26	- 16.1%
New Listings	63	62	- 1.6%	733	672	- 8.3%
Median List Price of New Listings	\$205,900	\$217,450	+ 5.6%	\$219,900	\$234,900	+ 6.8%
Median List Price at Time of Sale	\$219,900	\$223,000	+ 1.4%	\$208,109	\$224,900	+ 8.1%
Inventory of Homes for Sale	--	96	--	--	--	--
Months Supply of Inventory	--	1.5	--	--	--	--

* Does not account for seller concessions.

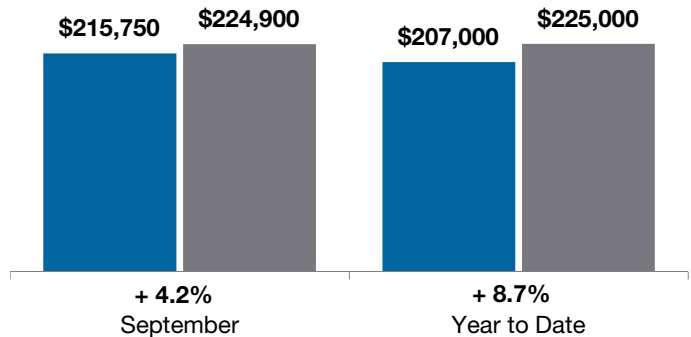
Closed Sales

■ 2017 ■ 2018

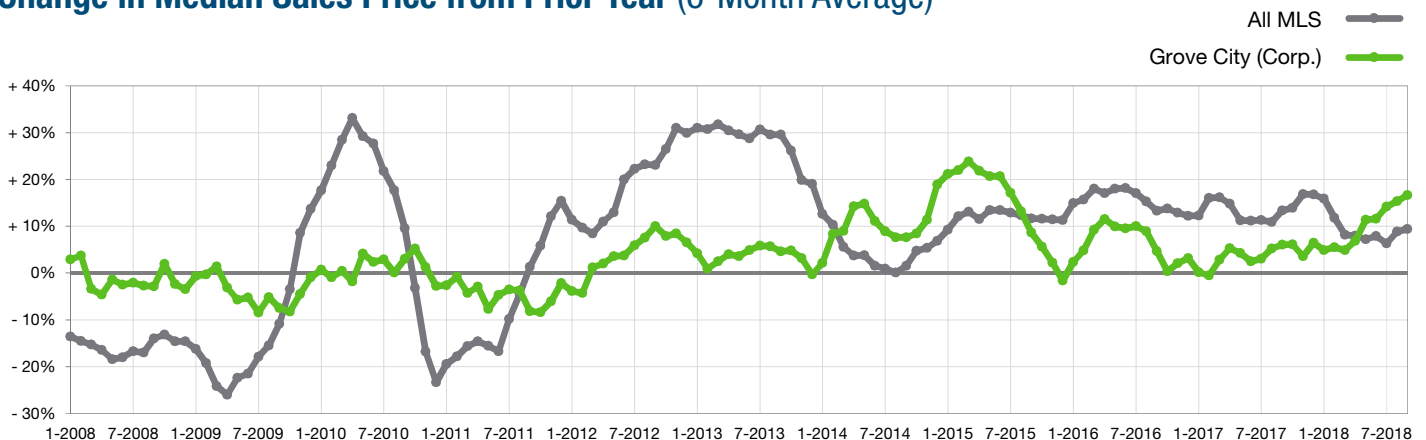


Median Sales Price

■ 2017 ■ 2018



Change in Median Sales Price from Prior Year (6-Month Average)**



** Each dot represents the change in median sales price from the prior year using a 6-month weighted average. This means that each of the 6 months used in a dot are proportioned according to their share of sales during that period.

Local Market Update – September 2018

A RESEARCH TOOL PROVIDED BY THE COLUMBUS REALTORS®
 BASED ON RESIDENTIAL LISTING DATA ONLY

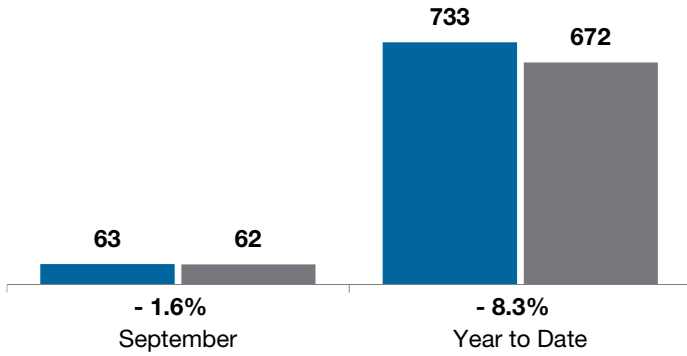


Grove City (Corp.)

Franklin County

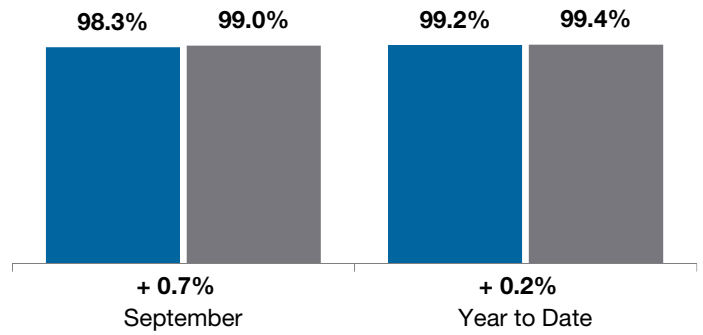
New Listings

■ 2017 ■ 2018



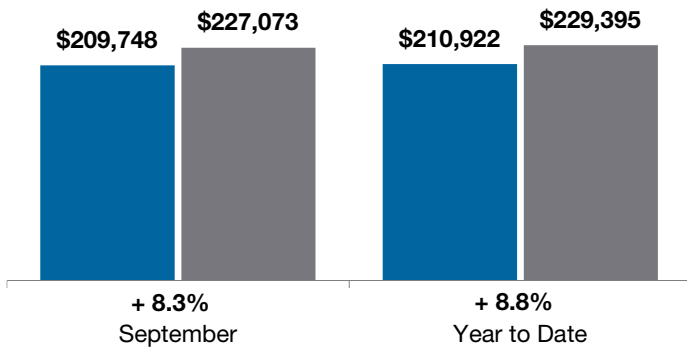
Pct of Last List Price Received

■ 2017 ■ 2018



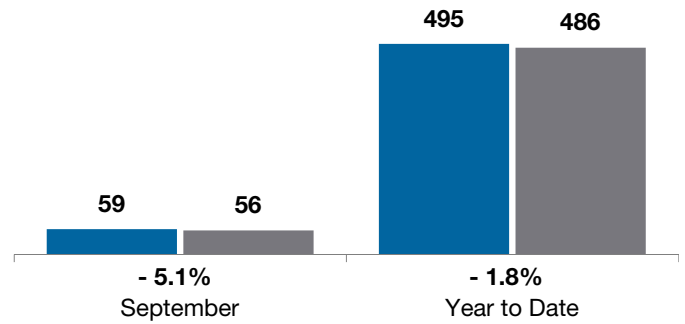
Average Sales Price

■ 2017 ■ 2018



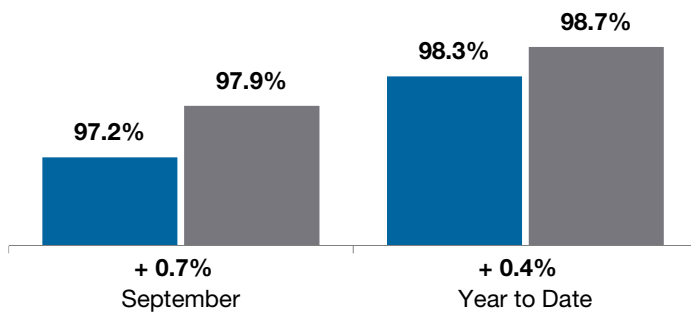
Single Family Sales

■ 2017 ■ 2018



Pct. of Orig. List Price Received

■ 2017 ■ 2018



Condo Sales

■ 2017 ■ 2018

