

Local Market Update – September 2018

A RESEARCH TOOL PROVIDED BY THE COLUMBUS REALTORS®
BASED ON RESIDENTIAL LISTING DATA ONLY



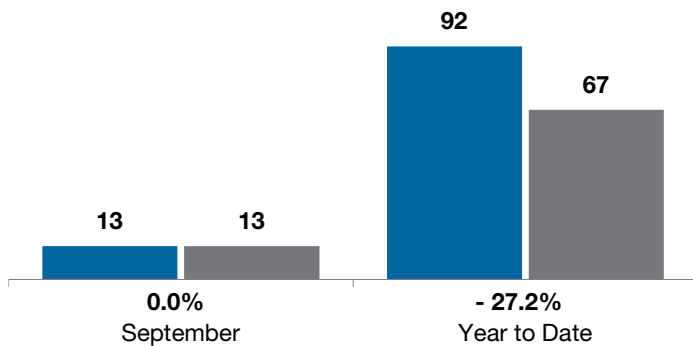
Jonathan Alder Local School District (Plain City)

Madison and Union Counties	September			Year to Date		
	2017	2018	+ / -	2017	2018	+ / -
Closed Sales	13	13	0.0%	92	67	- 27.2%
In Contracts	--	19	--	--	83	--
Average Sales Price	\$287,015	\$337,123	+ 17.5%	\$264,528	\$288,744	+ 9.2%
Median Sales Price*	\$275,000	\$312,000	+ 13.5%	\$259,950	\$269,000	+ 3.5%
Average Price per Square Foot*	\$128.71	\$142.90	+ 11.0%	\$128.74	\$136.83	+ 6.3%
Percent of Original List Price Received*	95.8%	98.5%	+ 2.8%	96.0%	97.3%	+ 1.4%
Percent of Last List Price Received*	99.2%	98.8%	- 0.4%	97.3%	98.4%	+ 1.1%
Days on Market Until Sale	46	26	- 43.5%	50	35	- 30.0%
New Listings	16	15	- 6.3%	118	104	- 11.9%
Median List Price of New Listings	\$392,450	\$254,900	- 35.0%	\$302,500	\$285,200	- 5.7%
Median List Price at Time of Sale	\$274,900	\$317,500	+ 15.5%	\$264,900	\$274,900	+ 3.8%
Inventory of Homes for Sale	--	17	--	--	--	--
Months Supply of Inventory	--	2.1	--	--	--	--

* Does not account for seller concessions.

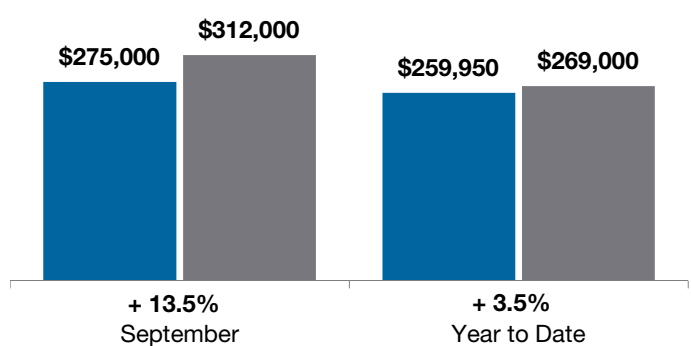
Closed Sales

■ 2017 ■ 2018

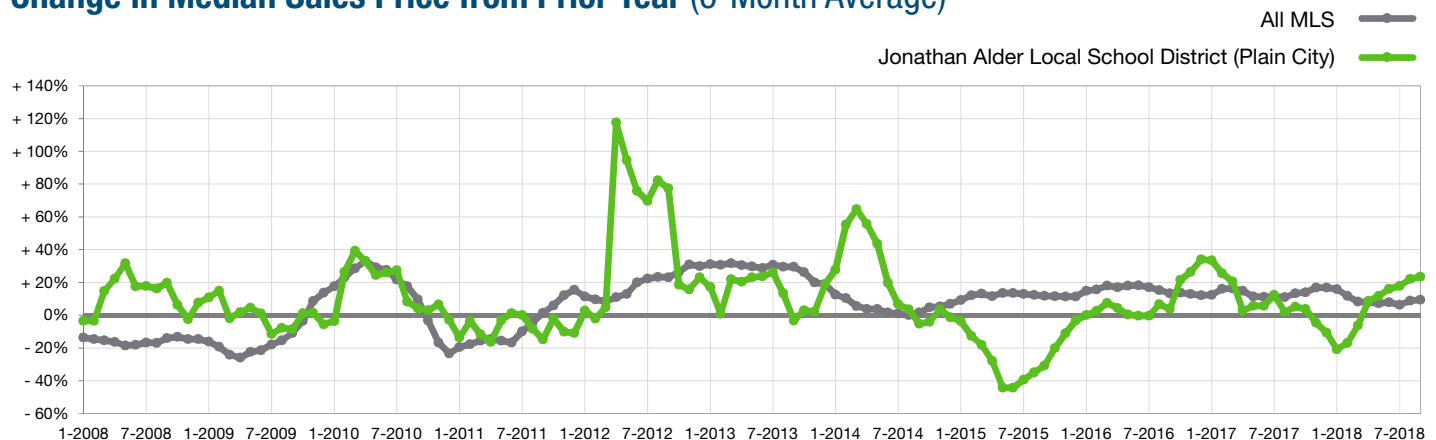


Median Sales Price

■ 2017 ■ 2018



Change in Median Sales Price from Prior Year (6-Month Average)**



** Each dot represents the change in median sales price from the prior year using a 6-month weighted average. This means that each of the 6 months used in a dot are proportioned according to their share of sales during that period.

Local Market Update – September 2018

A RESEARCH TOOL PROVIDED BY THE COLUMBUS REALTORS®
 BASED ON RESIDENTIAL LISTING DATA ONLY



Jonathan Alder Local School District (Plain City)

Madison and Union Counties

