

# Local Market Update – September 2018

A RESEARCH TOOL PROVIDED BY THE COLUMBUS REALTORS®  
BASED ON RESIDENTIAL LISTING DATA ONLY



## Perry County

### September

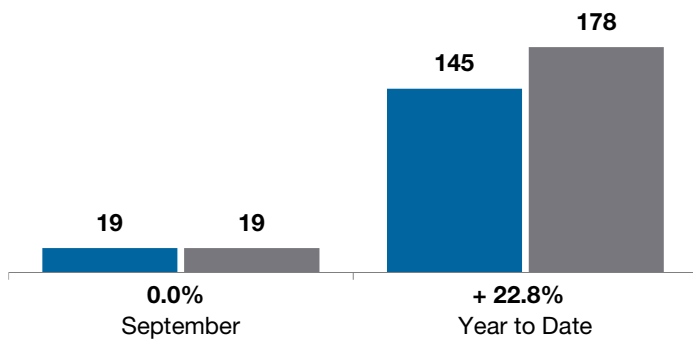
### Year to Date

	2017	2018	+ / -	2017	2018	+ / -
Closed Sales	19	19	0.0%	145	178	+ 22.8%
In Contracts	--	15	--	--	188	--
Average Sales Price	\$166,450	<b>\$229,755</b>	+ 38.0%	\$165,455	<b>\$172,616</b>	+ 4.3%
Median Sales Price*	\$139,000	<b>\$181,798</b>	+ 30.8%	\$137,500	<b>\$147,000</b>	+ 6.9%
Average Price per Square Foot*	\$92.64	<b>\$122.02</b>	+ 31.7%	\$93.98	<b>\$94.71</b>	+ 0.8%
Percent of Original List Price Received*	96.6%	<b>95.4%</b>	- 1.2%	93.1%	<b>94.9%</b>	+ 1.9%
Percent of Last List Price Received*	96.9%	<b>97.5%</b>	+ 0.6%	95.6%	<b>97.0%</b>	+ 1.5%
Days on Market Until Sale	61	51	- 16.4%	58	55	- 5.2%
New Listings	21	20	- 4.8%	231	258	+ 11.7%
Median List Price of New Listings	\$192,845	<b>\$134,900</b>	- 30.0%	\$139,900	<b>\$155,900</b>	+ 11.4%
Median List Price at Time of Sale	\$159,900	<b>\$184,900</b>	+ 15.6%	\$139,900	<b>\$149,900</b>	+ 7.1%
Inventory of Homes for Sale	--	80	--	--	--	--
Months Supply of Inventory	--	4.2	--	--	--	--

\* Does not account for seller concessions.

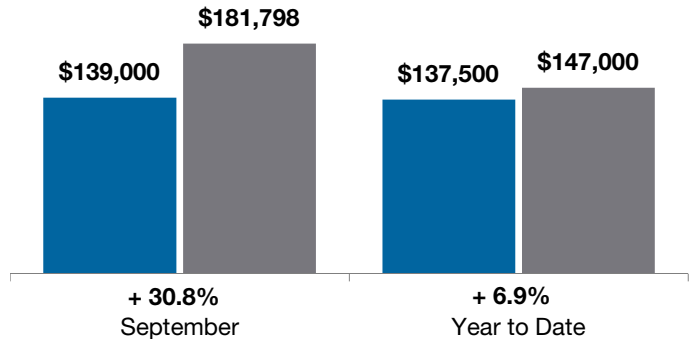
### Closed Sales

■ 2017 ■ 2018

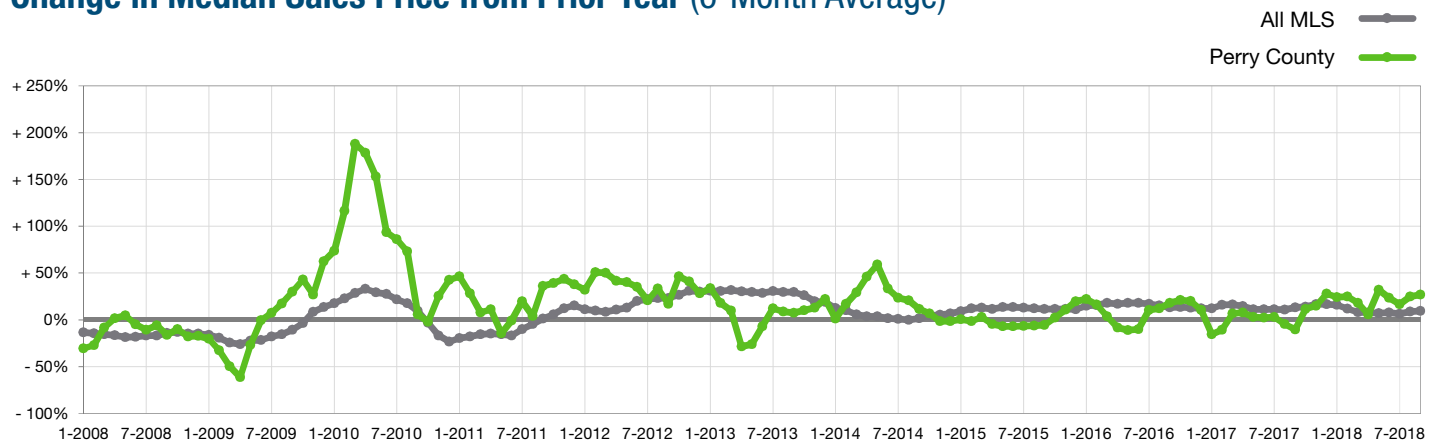


### Median Sales Price

■ 2017 ■ 2018



### Change in Median Sales Price from Prior Year (6-Month Average)\*\*



\*\* Each dot represents the change in median sales price from the prior year using a 6-month weighted average. This means that each of the 6 months used in a dot are proportioned according to their share of sales during that period.

# Local Market Update – September 2018

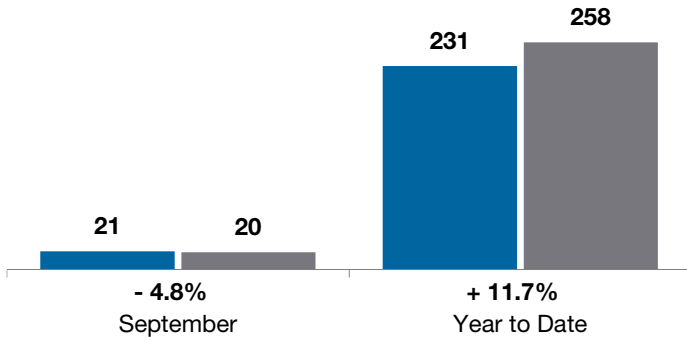
A RESEARCH TOOL PROVIDED BY THE COLUMBUS REALTORS®  
 BASED ON RESIDENTIAL LISTING DATA ONLY



## Perry County

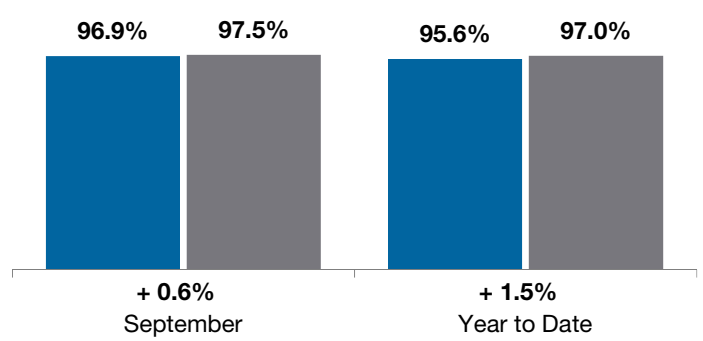
### New Listings

■ 2017 ■ 2018



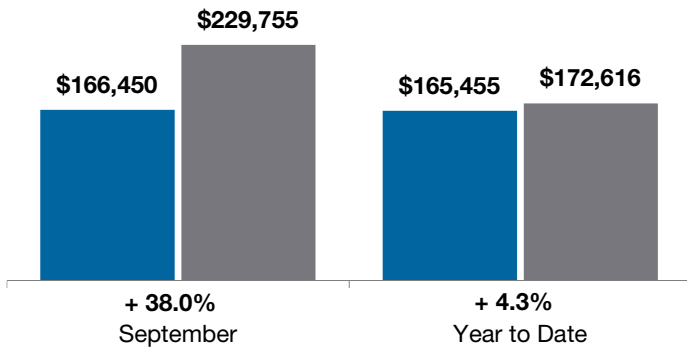
### Pct of Last List Price Received

■ 2017 ■ 2018



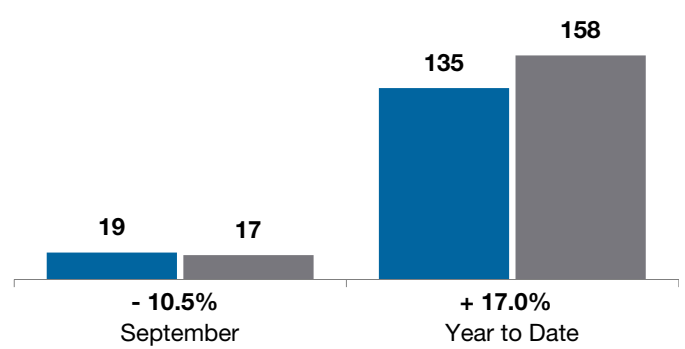
### Average Sales Price

■ 2017 ■ 2018



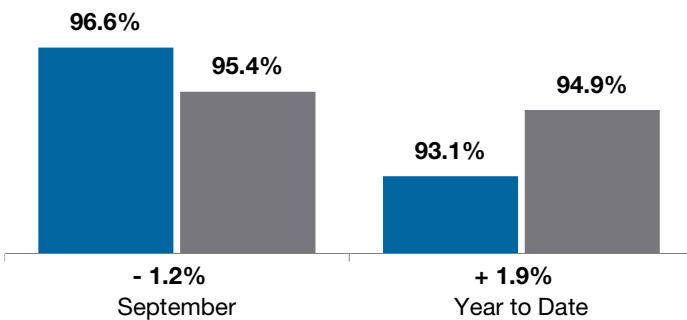
### Single Family Sales

■ 2017 ■ 2018



### Pct. of Orig. List Price Received

■ 2017 ■ 2018



### Condo Sales

■ 2017 ■ 2018

