

Local Market Update – September 2018

A RESEARCH TOOL PROVIDED BY THE COLUMBUS REALTORS®
BASED ON RESIDENTIAL LISTING DATA ONLY



South-Western City School District (Grove City)

September

Year to Date

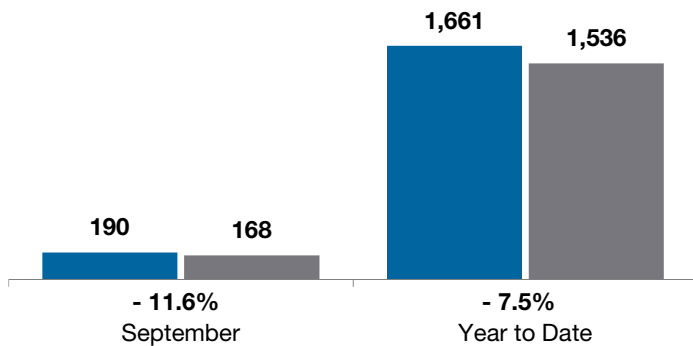
Franklin and Pickaway Counties

	2017	2018	+ / -	2017	2018	+ / -
Closed Sales	190	168	- 11.6%	1,661	1,536	- 7.5%
In Contracts	--	155	--	--	1,603	--
Average Sales Price	\$174,976	\$199,122	+ 13.8%	\$165,952	\$184,883	+ 11.4%
Median Sales Price*	\$164,450	\$180,750	+ 9.9%	\$155,000	\$169,900	+ 9.6%
Average Price per Square Foot*	\$105.25	\$120.49	+ 14.5%	\$101.49	\$112.30	+ 10.7%
Percent of Original List Price Received*	96.8%	98.2%	+ 1.4%	98.3%	98.9%	+ 0.6%
Percent of Last List Price Received*	98.4%	99.2%	+ 0.8%	99.2%	99.4%	+ 0.2%
Days on Market Until Sale	27	29	+ 7.4%	27	22	- 18.5%
New Listings	189	187	- 1.1%	1,919	1,776	- 7.5%
Median List Price of New Listings	\$149,900	\$169,900	+ 13.3%	\$159,900	\$171,750	+ 7.4%
Median List Price at Time of Sale	\$164,900	\$183,900	+ 11.5%	\$154,900	\$169,900	+ 9.7%
Inventory of Homes for Sale	--	228	--	--	--	--
Months Supply of Inventory	--	1.3	--	--	--	--

* Does not account for seller concessions.

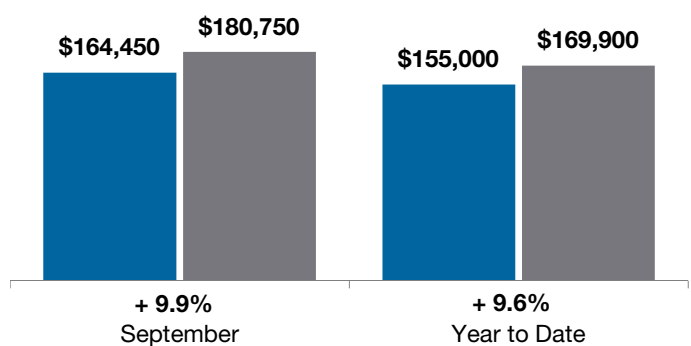
Closed Sales

■ 2017 ■ 2018

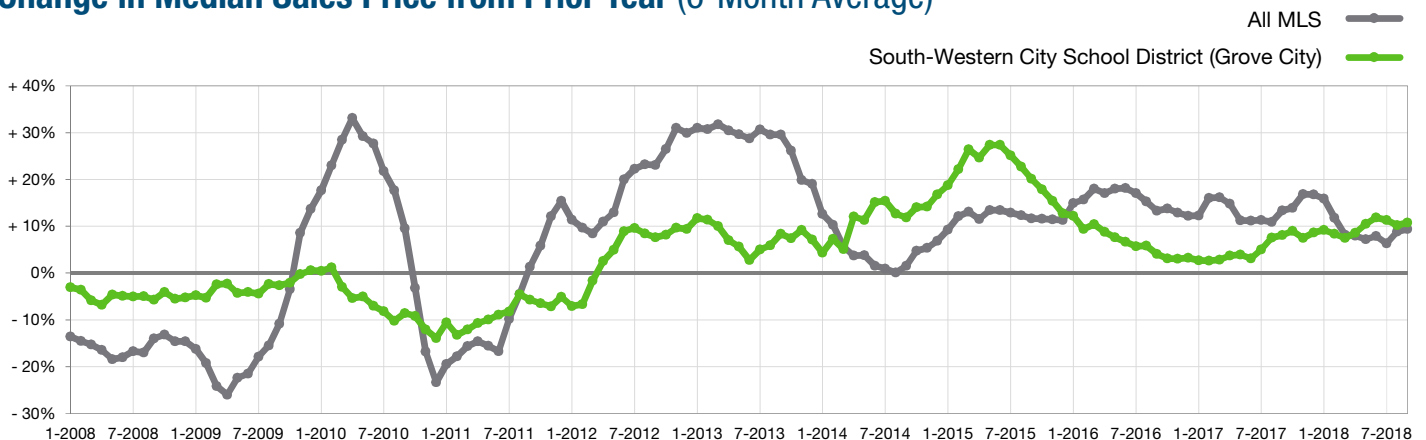


Median Sales Price

■ 2017 ■ 2018



Change in Median Sales Price from Prior Year (6-Month Average)**



** Each dot represents the change in median sales price from the prior year using a 6-month weighted average. This means that each of the 6 months used in a dot are proportioned according to their share of sales during that period.

Local Market Update – September 2018

A RESEARCH TOOL PROVIDED BY THE COLUMBUS REALTORS®
 BASED ON RESIDENTIAL LISTING DATA ONLY

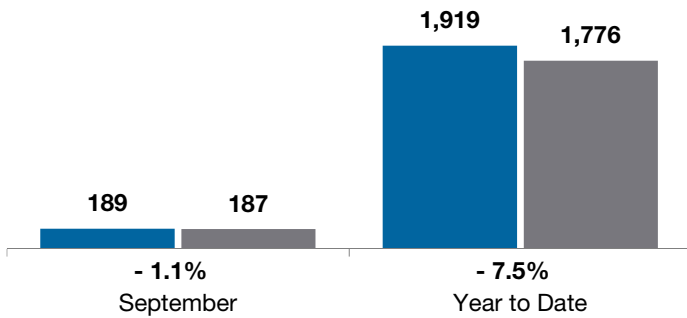


South-Western City School District (Grove City)

Franklin and Pickaway Counties

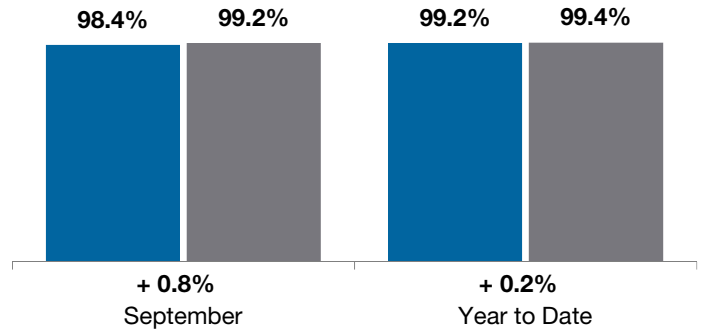
New Listings

■ 2017 ■ 2018



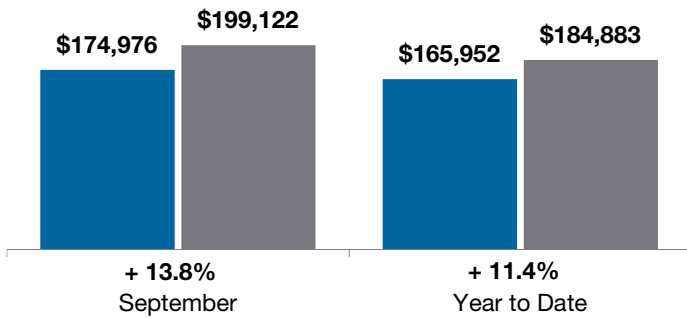
Pct of Last List Price Received

■ 2017 ■ 2018



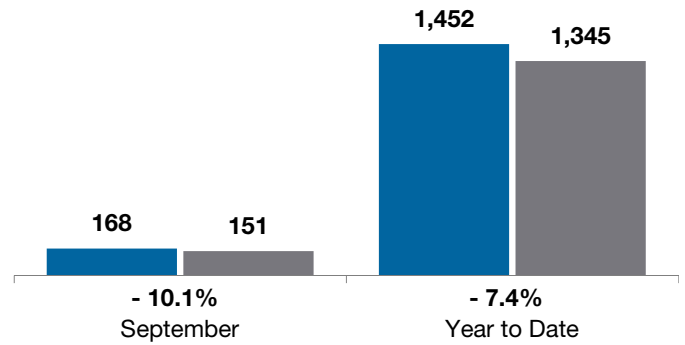
Average Sales Price

■ 2017 ■ 2018



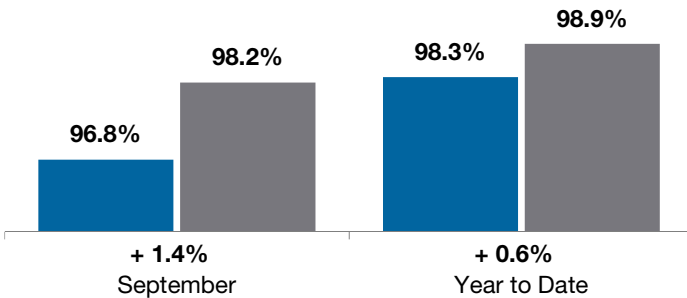
Single Family Sales

■ 2017 ■ 2018



Pct. of Orig. List Price Received

■ 2017 ■ 2018



Condo Sales

■ 2017 ■ 2018

