

Local Market Update – September 2018

A RESEARCH TOOL PROVIDED BY THE COLUMBUS REALTORS®
BASED ON RESIDENTIAL LISTING DATA ONLY

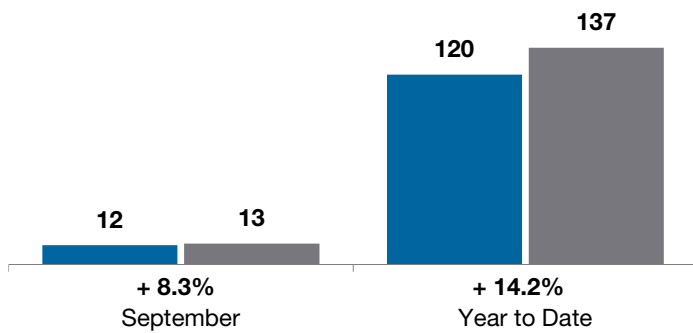


Washington Court House City School District

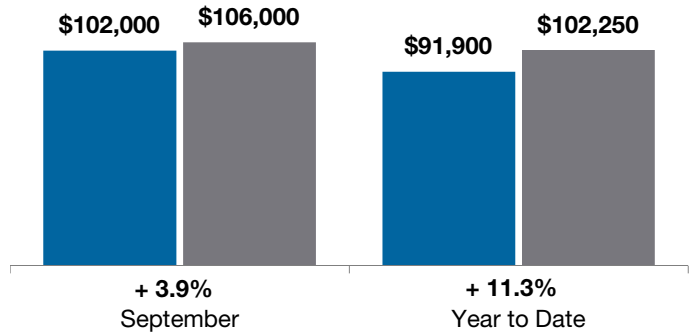
Fayette County	September			Year to Date		
	2017	2018	+ / -	2017	2018	+ / -
Closed Sales	12	13	+ 8.3%	120	137	+ 14.2%
In Contracts	--	14	--	--	142	--
Average Sales Price	\$118,408	\$102,338	- 13.6%	\$106,333	\$110,153	+ 3.6%
Median Sales Price*	\$102,000	\$106,000	+ 3.9%	\$91,900	\$102,250	+ 11.3%
Average Price per Square Foot*	\$76.19	\$63.01	- 17.3%	\$63.27	\$69.55	+ 9.9%
Percent of Original List Price Received*	93.1%	93.3%	+ 0.2%	92.7%	94.5%	+ 1.9%
Percent of Last List Price Received*	96.0%	96.9%	+ 0.9%	94.8%	96.5%	+ 1.8%
Days on Market Until Sale	39	52	+ 33.3%	58	48	- 17.2%
New Listings	27	21	- 22.2%	171	179	+ 4.7%
Median List Price of New Listings	\$104,900	\$114,700	+ 9.3%	\$99,000	\$104,900	+ 6.0%
Median List Price at Time of Sale	\$104,950	\$110,000	+ 4.8%	\$94,900	\$106,200	+ 11.9%
Inventory of Homes for Sale	--	45	--	--	--	--
Months Supply of Inventory	--	2.9	--	--	--	--

* Does not account for seller concessions.

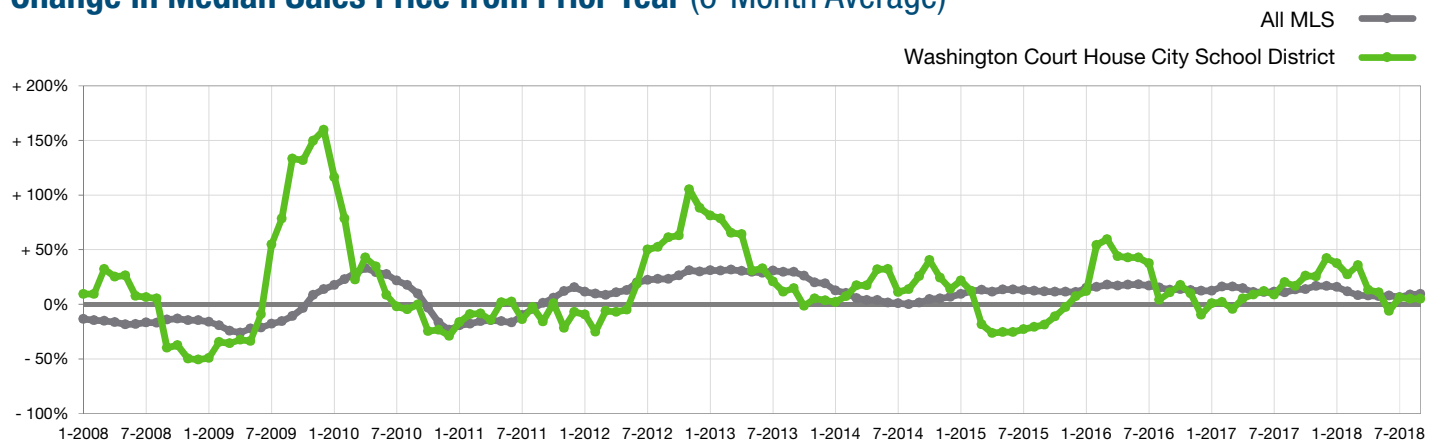
Closed Sales



Median Sales Price



Change in Median Sales Price from Prior Year (6-Month Average)**



** Each dot represents the change in median sales price from the prior year using a 6-month weighted average. This means that each of the 6 months used in a dot are proportioned according to their share of sales during that period.

Local Market Update – September 2018

A RESEARCH TOOL PROVIDED BY THE COLUMBUS REALTORS®
 BASED ON RESIDENTIAL LISTING DATA ONLY



Washington Court House City School District

Fayette County

