

Local Market Update – September 2018

A RESEARCH TOOL PROVIDED BY THE COLUMBUS REALTORS®
BASED ON RESIDENTIAL LISTING DATA ONLY



Westerville City School District

Franklin and Delaware Counties

September

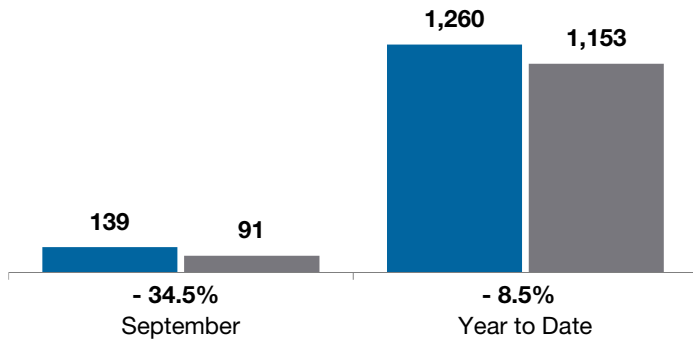
Year to Date

	2017	2018	+ / -	2017	2018	+ / -
Closed Sales	139	91	- 34.5%	1,260	1,153	- 8.5%
In Contracts	--	124	--	--	1,231	--
Average Sales Price	\$240,132	\$260,452	+ 8.5%	\$235,874	\$256,017	+ 8.5%
Median Sales Price*	\$210,500	\$226,500	+ 7.6%	\$212,000	\$242,000	+ 14.2%
Average Price per Square Foot*	\$131.53	\$131.80	+ 0.2%	\$123.78	\$134.10	+ 8.3%
Percent of Original List Price Received*	98.3%	97.2%	- 1.1%	98.7%	99.1%	+ 0.4%
Percent of Last List Price Received*	98.8%	98.9%	+ 0.1%	99.3%	99.7%	+ 0.4%
Days on Market Until Sale	18	24	+ 33.3%	22	21	- 4.5%
New Listings	145	115	- 20.7%	1,505	1,395	- 7.3%
Median List Price of New Listings	\$219,900	\$245,000	+ 11.4%	\$225,000	\$247,000	+ 9.8%
Median List Price at Time of Sale	\$212,000	\$229,350	+ 8.2%	\$212,000	\$239,900	+ 13.2%
Inventory of Homes for Sale	--	179	--	--	--	--
Months Supply of Inventory	--	1.4	--	--	--	--

* Does not account for seller concessions.

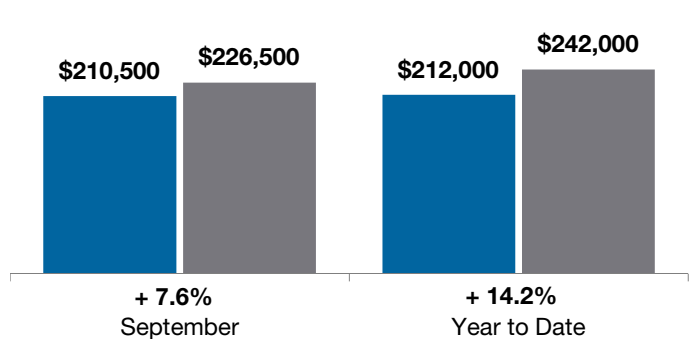
Closed Sales

■ 2017 ■ 2018

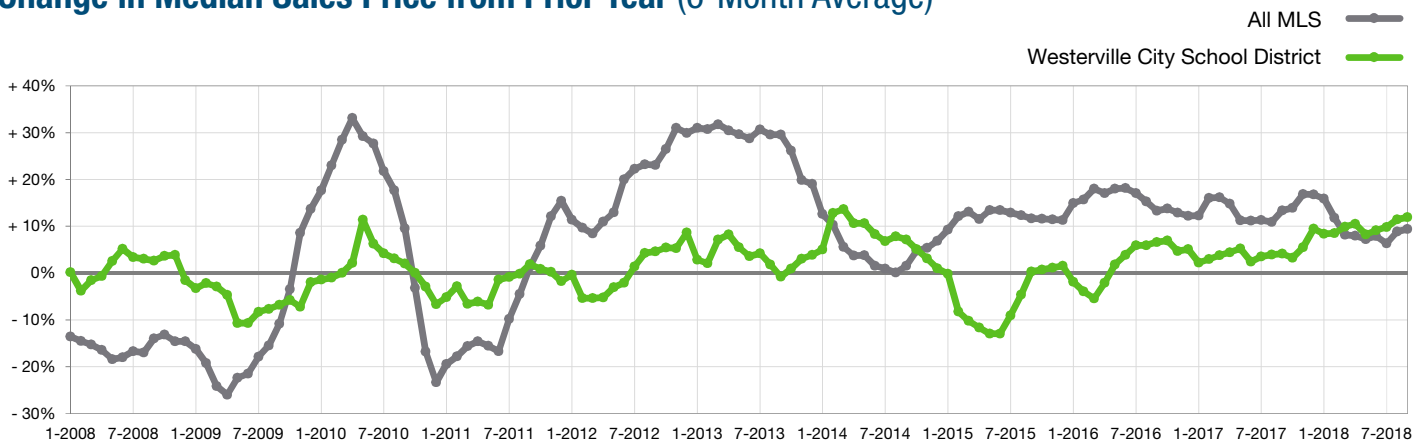


Median Sales Price

■ 2017 ■ 2018



Change in Median Sales Price from Prior Year (6-Month Average)**



** Each dot represents the change in median sales price from the prior year using a 6-month weighted average. This means that each of the 6 months used in a dot are proportioned according to their share of sales during that period.

Local Market Update – September 2018

A RESEARCH TOOL PROVIDED BY THE COLUMBUS REALTORS®
 BASED ON RESIDENTIAL LISTING DATA ONLY

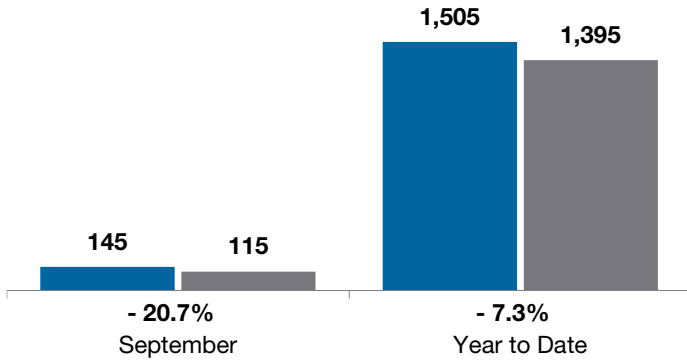


Westerville City School District

Franklin and Delaware Counties

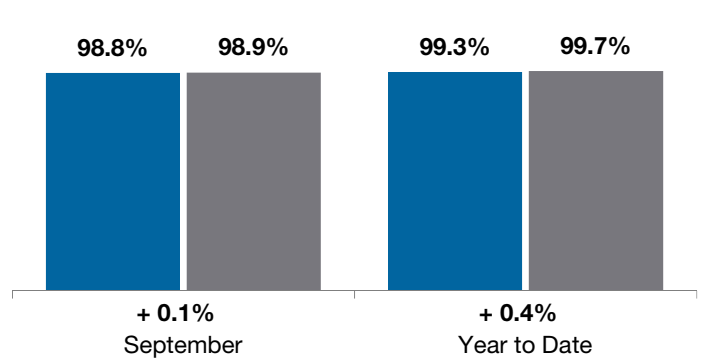
New Listings

■ 2017 ■ 2018



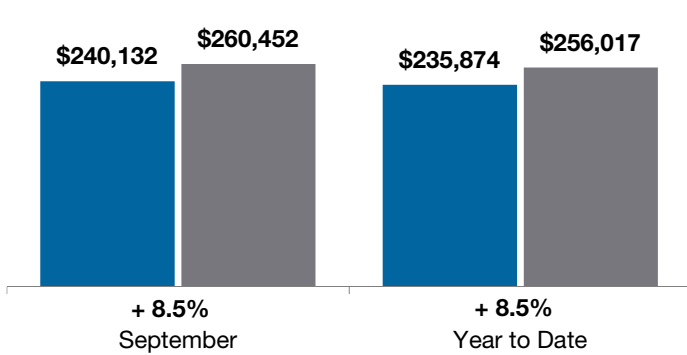
Pct of Last List Price Received

■ 2017 ■ 2018



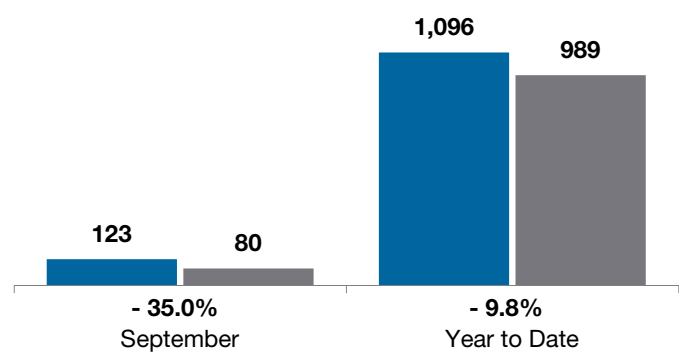
Average Sales Price

■ 2017 ■ 2018



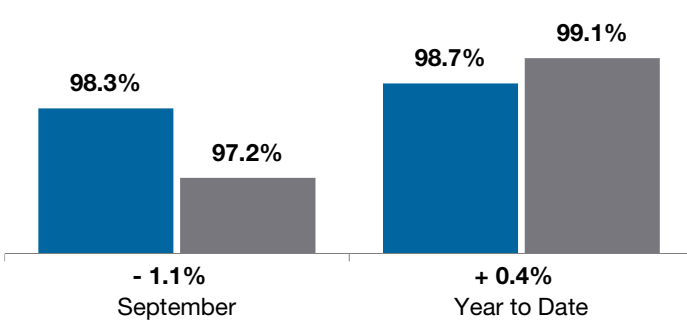
Single Family Sales

■ 2017 ■ 2018



Pct. of Orig. List Price Received

■ 2017 ■ 2018



Condo Sales

■ 2017 ■ 2018

