

# Local Market Update – March 2019

A RESEARCH TOOL PROVIDED BY THE COLUMBUS REALTORS®  
BASED ON RESIDENTIAL LISTING DATA ONLY



## Pickerington Local School District

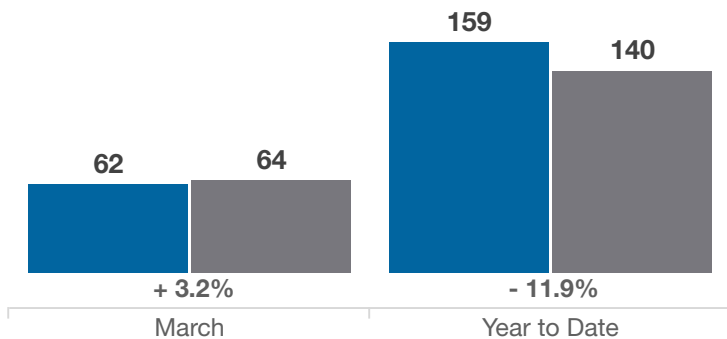
Franklin and Fairfield Counties

Key Metrics	March			Year to Date		
	2018	2019	% Change	Thru 3-2018	Thru 3-2019	% Change
Closed Sales	62	64	+ 3.2%	159	140	- 11.9%
In Contracts	86	94	+ 9.3%	194	197	+ 1.5%
Average Sales Price*	\$237,746	\$259,932	+ 9.3%	\$250,518	\$255,050	+ 1.8%
Median Sales Price*	\$224,000	\$240,000	+ 7.1%	\$234,900	\$237,750	+ 1.2%
Average Price Per Square Foot*	\$110.10	\$117.88	+ 7.1%	\$110.83	\$114.35	+ 3.2%
Percent of Original List Price Received*	99.4%	97.9%	- 1.5%	98.4%	97.8%	- 0.6%
Percent of Last List Price Received*	99.0%	99.4%	+ 0.4%	99.0%	98.9%	- 0.1%
Days on Market Until Sale	30	44	+ 46.7%	40	41	+ 2.5%
New Listings	95	97	+ 2.1%	206	196	- 4.9%
Median List Price of New Listings	\$264,900	\$260,000	- 1.8%	\$245,000	\$251,450	+ 2.6%
Median List Price at Time of Sale	\$229,900	\$239,900	+ 4.3%	\$239,900	\$236,450	- 1.4%
Inventory of Homes for Sale	75	76	+ 1.3%	—	—	—
Months Supply of Inventory	1.0	1.1	+ 10.0%	—	—	—

\* Does not account for sale concessions and/or downpayment assistance. | Percent changes are calculated using rounded figures and can sometimes look extreme due to small sample size.

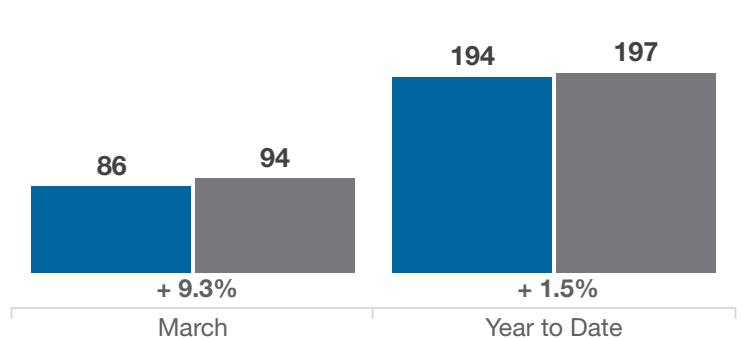
### Closed Sales

■ 2018 ■ 2019



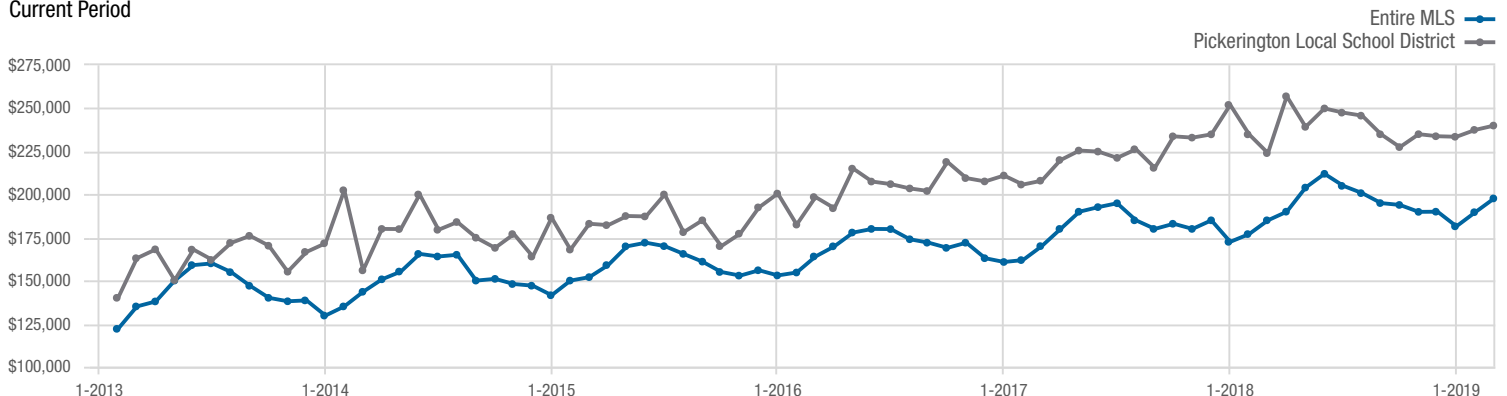
### In Contracts

■ 2018 ■ 2019



### Median Sales Price

Current Period



Each data point represents the median sales price in a given month.

# Local Market Update – March 2019

A RESEARCH TOOL PROVIDED BY THE COLUMBUS REALTORS®  
BASED ON RESIDENTIAL LISTING DATA ONLY

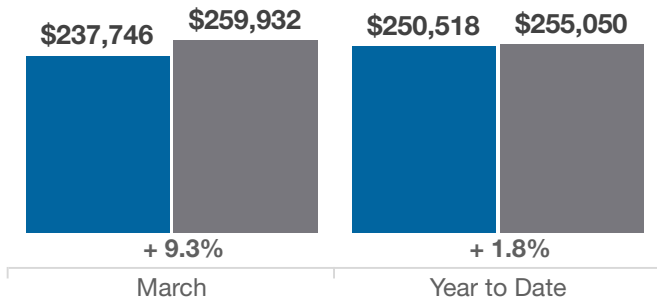


## Pickerington Local School District

Franklin and Fairfield Counties

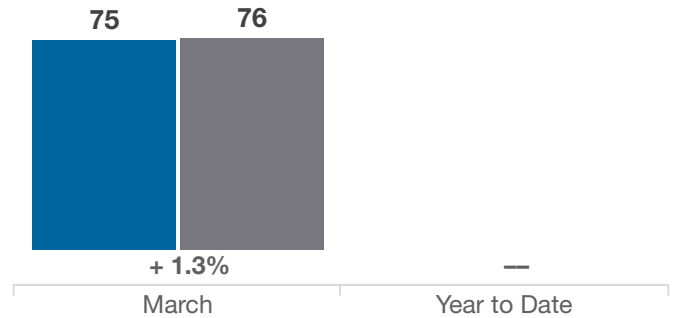
### Average Sales Price

■ 2018 ■ 2019



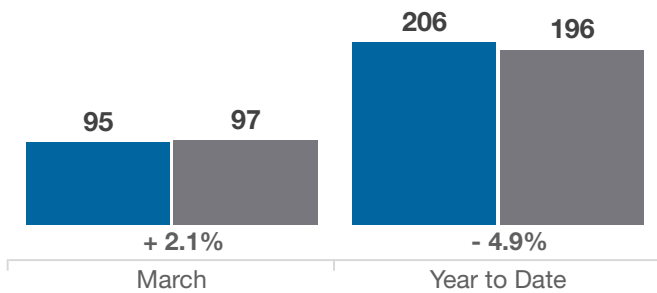
### Inventory of Homes for Sale

■ 2018 ■ 2019



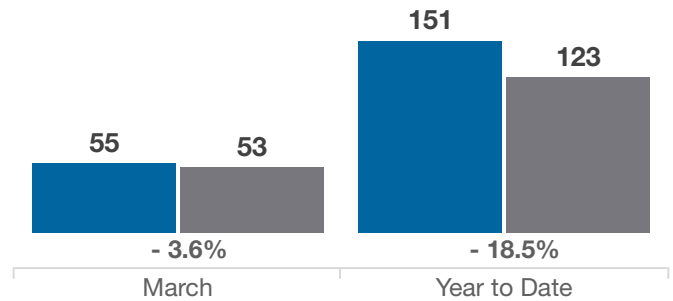
### New Listings

■ 2018 ■ 2019



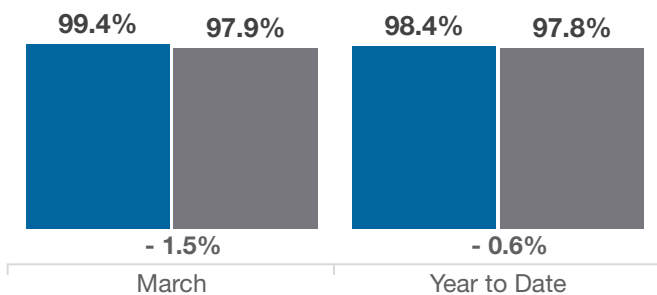
### Single Family Sales

■ 2018 ■ 2019



### Pct. Of Orig. List Price Received

■ 2018 ■ 2019



### Condo Sales

■ 2018 ■ 2019

