

# Local Market Update – August 2020

A RESEARCH TOOL PROVIDED BY THE COLUMBUS REALTORS®  
BASED ON RESIDENTIAL LISTING DATA ONLY



## Olentangy Local School District

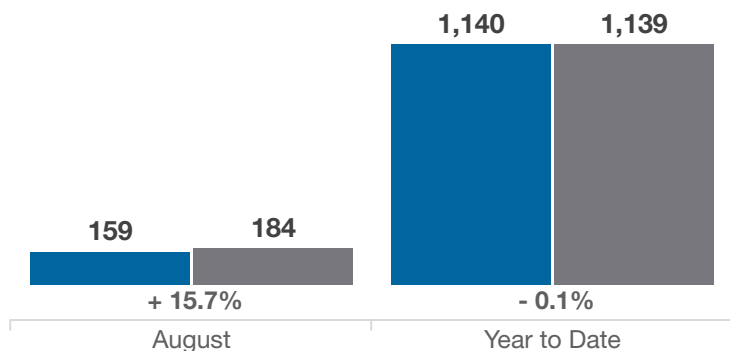
Delaware and Franklin Counties

Key Metrics	August			Year to Date		
	2019	2020	% Change	Thru 8-2019	Thru 8-2020	% Change
Closed Sales	159	184	+ 15.7%	1,140	1,139	- 0.1%
In Contracts	185	220	+ 18.9%	1,256	1,296	+ 3.2%
Average Sales Price*	\$403,844	\$449,148	+ 11.2%	\$400,887	\$430,867	+ 7.5%
Median Sales Price*	\$369,900	\$423,750	+ 14.6%	\$372,000	\$395,000	+ 6.2%
Average Price Per Square Foot*	\$155.37	\$170.69	+ 9.9%	\$154.35	\$163.76	+ 6.1%
Percent of Original List Price Received*	97.0%	99.1%	+ 2.2%	97.5%	98.3%	+ 0.8%
Percent of Last List Price Received*	98.7%	99.6%	+ 0.9%	98.9%	99.3%	+ 0.4%
Days on Market Until Sale	43	39	- 9.3%	42	44	+ 4.8%
New Listings	182	160	- 12.1%	1,591	1,363	- 14.3%
Median List Price of New Listings	\$374,900	\$422,950	+ 12.8%	\$390,000	\$419,333	+ 7.5%
Median List Price at Time of Sale	\$377,450	\$427,950	+ 13.4%	\$375,000	\$399,000	+ 6.4%
Inventory of Homes for Sale	383	173	- 54.8%	—	—	—
Months Supply of Inventory	2.8	1.2	- 57.1%	—	—	—

\* Does not account for sale concessions and/or downpayment assistance. | Percent changes are calculated using rounded figures and can sometimes look extreme due to small sample size.

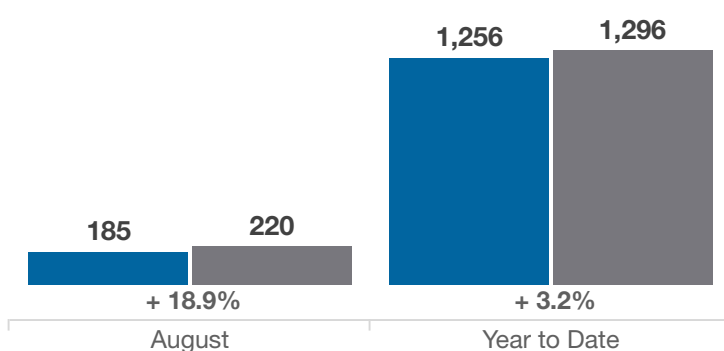
### Closed Sales

■ 2019 ■ 2020



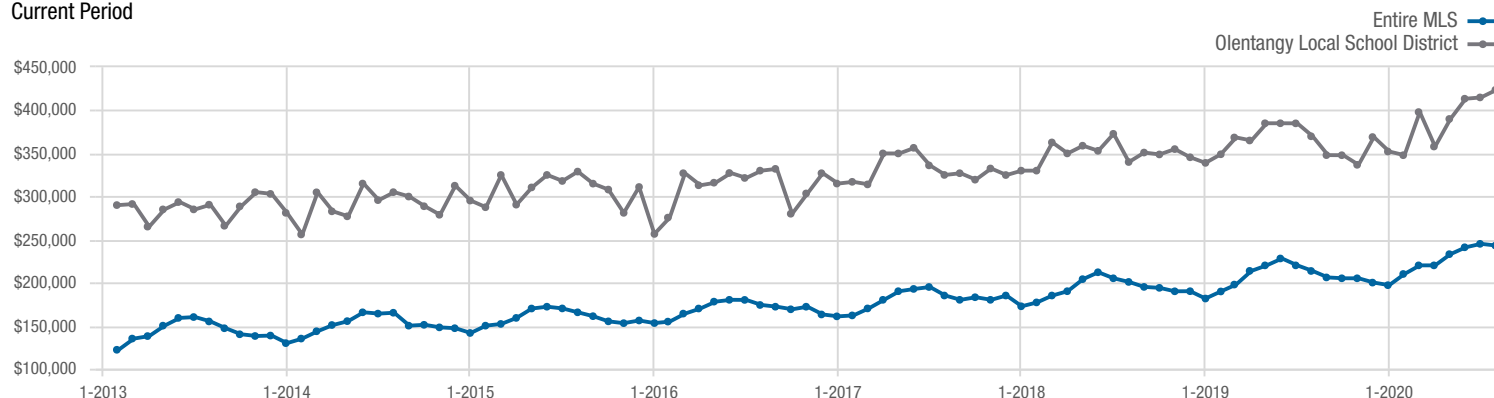
### In Contracts

■ 2019 ■ 2020



### Median Sales Price

Current Period



Each data point represents the median sales price in a given month.

# Local Market Update – August 2020

A RESEARCH TOOL PROVIDED BY THE COLUMBUS REALTORS®  
BASED ON RESIDENTIAL LISTING DATA ONLY

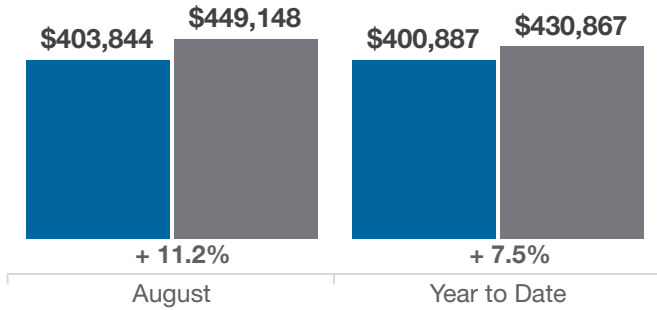


## Olentangy Local School District

Delaware and Franklin Counties

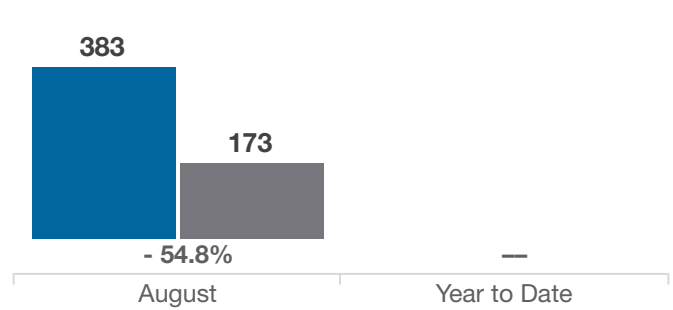
### Average Sales Price

■ 2019 ■ 2020



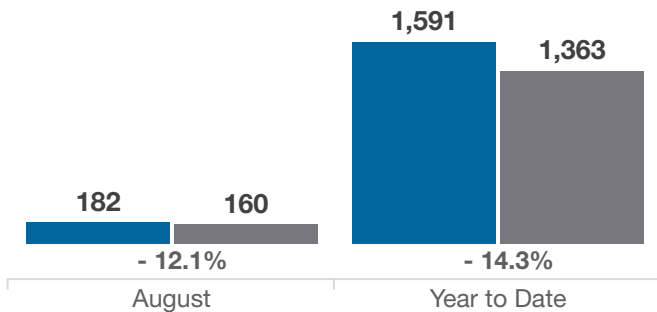
### Inventory of Homes for Sale

■ 2019 ■ 2020



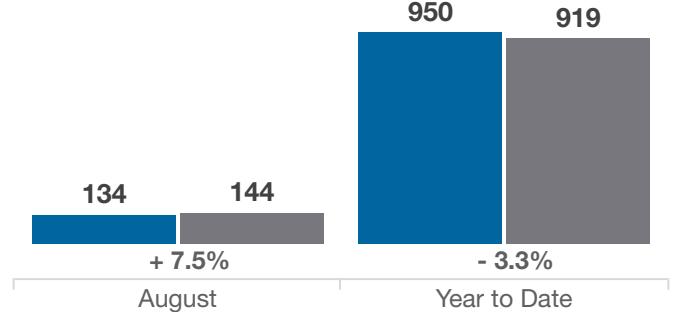
### New Listings

■ 2019 ■ 2020



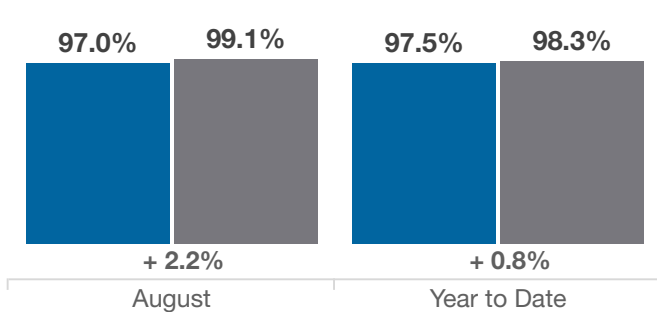
### Single Family Sales

■ 2019 ■ 2020



### Pct. Of Orig. List Price Received

■ 2019 ■ 2020



### Condo Sales

■ 2019 ■ 2020

