

Local Market Update – October 2020

A RESEARCH TOOL PROVIDED BY THE COLUMBUS REALTORS®
BASED ON RESIDENTIAL LISTING DATA ONLY



Beechwald / Clintonville

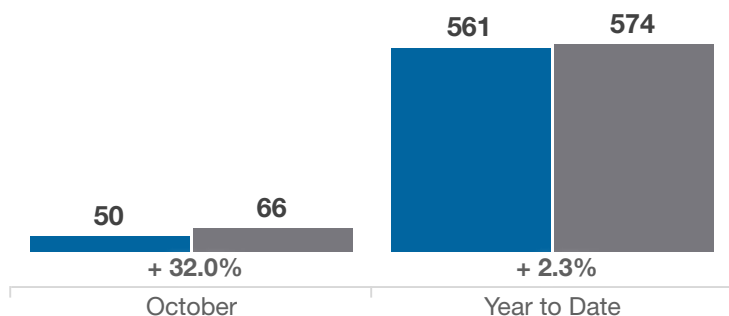
Franklin County (43214, 43202)

Key Metrics	October			Year to Date		
	2019	2020	% Change	Thru 10-2019	Thru 10-2020	% Change
Closed Sales	50	66	+ 32.0%	561	574	+ 2.3%
In Contracts	66	63	- 4.5%	599	601	+ 0.3%
Average Sales Price*	\$301,729	\$329,140	+ 9.1%	\$296,189	\$308,731	+ 4.2%
Median Sales Price*	\$300,450	\$343,750	+ 14.4%	\$290,000	\$300,050	+ 3.5%
Average Price Per Square Foot*	\$204.14	\$227.11	+ 11.3%	\$201.70	\$218.93	+ 8.5%
Percent of Original List Price Received*	93.2%	98.1%	+ 5.3%	97.2%	98.9%	+ 1.7%
Percent of Last List Price Received*	97.7%	99.5%	+ 1.8%	99.1%	100.1%	+ 1.0%
Days on Market Until Sale	44	16	- 63.6%	27	22	- 18.5%
New Listings	58	57	- 1.7%	713	642	- 10.0%
Median List Price of New Listings	\$284,900	\$280,000	- 1.7%	\$299,000	\$299,900	+ 0.3%
Median List Price at Time of Sale	\$303,000	\$342,450	+ 13.0%	\$294,999	\$299,900	+ 1.7%
Inventory of Homes for Sale	101	66	- 34.7%	—	—	—
Months Supply of Inventory	1.8	1.2	- 33.3%	—	—	—

* Does not account for sale concessions and/or downpayment assistance. | Percent changes are calculated using rounded figures and can sometimes look extreme due to small sample size.

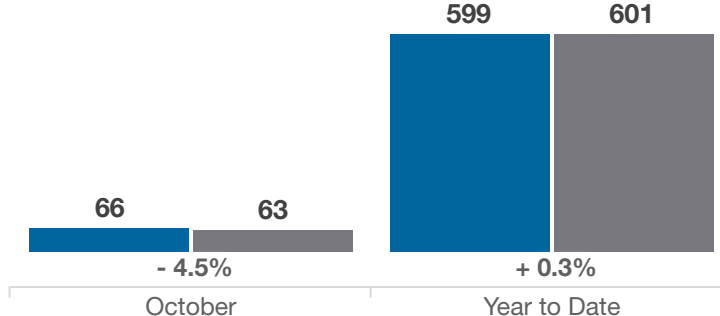
Closed Sales

■ 2019 ■ 2020



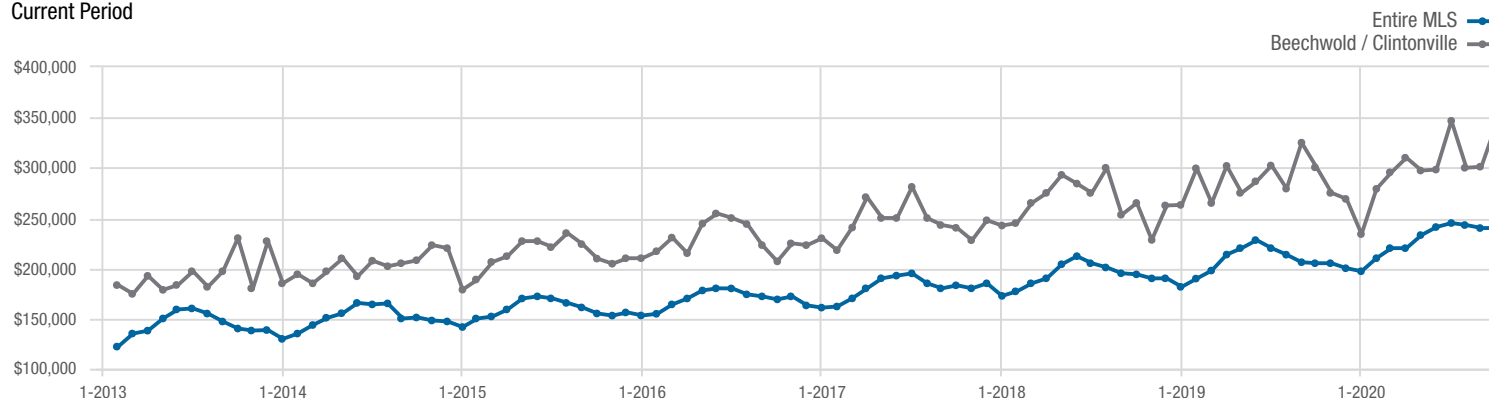
In Contracts

■ 2019 ■ 2020



Median Sales Price

Current Period



Each data point represents the median sales price in a given month.

Local Market Update – October 2020

A RESEARCH TOOL PROVIDED BY THE COLUMBUS REALTORS®
BASED ON RESIDENTIAL LISTING DATA ONLY

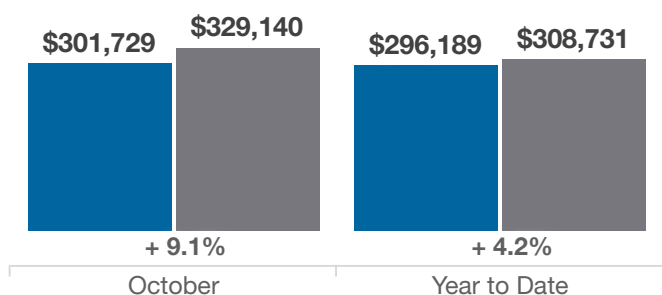


Beechwold / Clintonville

Franklin County (43214, 43202)

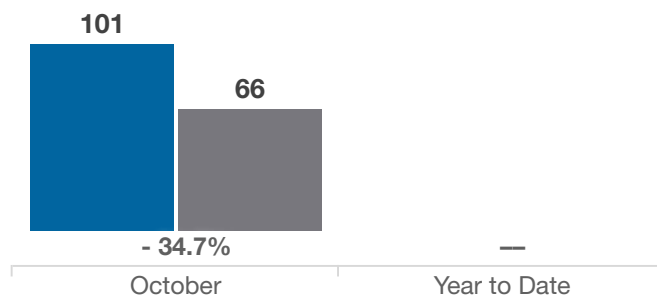
Average Sales Price

■ 2019 ■ 2020



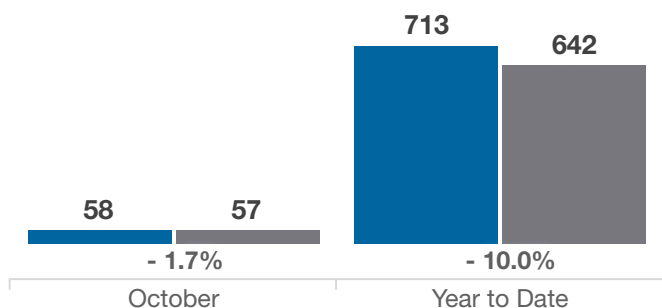
Inventory of Homes for Sale

■ 2019 ■ 2020



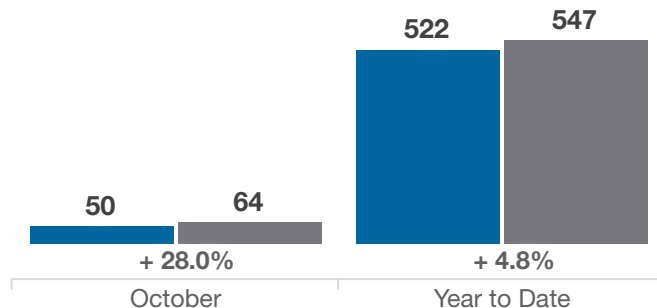
New Listings

■ 2019 ■ 2020



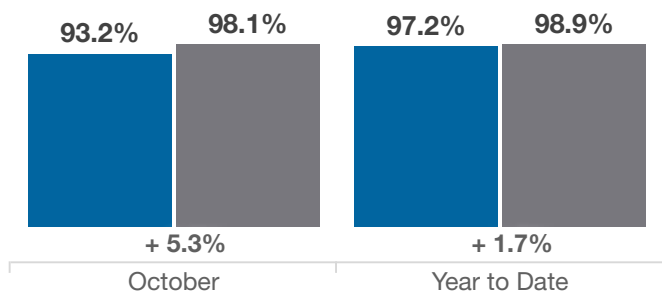
Single Family Sales

■ 2019 ■ 2020



Pct. Of Orig. List Price Received

■ 2019 ■ 2020



Condo Sales

■ 2019 ■ 2020

