

Local Market Update – October 2020

A RESEARCH TOOL PROVIDED BY THE COLUMBUS REALTORS®
BASED ON RESIDENTIAL LISTING DATA ONLY



Big Walnut Local School District

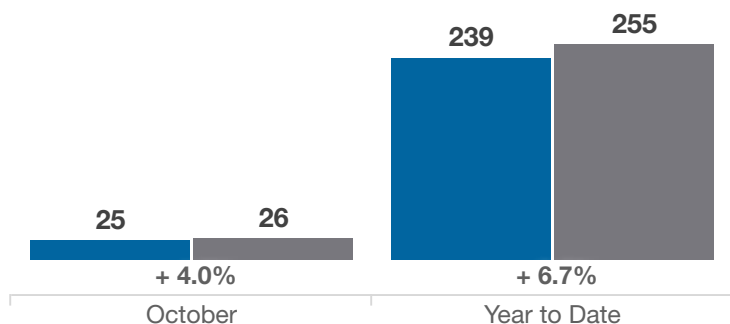
Delaware County

Key Metrics	October			Year to Date		
	2019	2020	% Change	Thru 10-2019	Thru 10-2020	% Change
Closed Sales	25	26	+ 4.0%	239	255	+ 6.7%
In Contracts	27	27	0.0%	257	288	+ 12.1%
Average Sales Price*	\$359,408	\$487,768	+ 35.7%	\$378,402	\$405,107	+ 7.1%
Median Sales Price*	\$350,100	\$473,175	+ 35.2%	\$352,250	\$369,950	+ 5.0%
Average Price Per Square Foot*	\$161.54	\$181.78	+ 12.5%	\$163.80	\$173.14	+ 5.7%
Percent of Original List Price Received*	94.3%	98.0%	+ 3.9%	95.8%	97.7%	+ 2.0%
Percent of Last List Price Received*	98.1%	99.1%	+ 1.0%	98.0%	99.4%	+ 1.4%
Days on Market Until Sale	56	25	- 55.4%	50	53	+ 6.0%
New Listings	31	35	+ 12.9%	319	308	- 3.4%
Median List Price of New Listings	\$379,900	\$358,560	- 5.6%	\$379,900	\$369,900	- 2.6%
Median List Price at Time of Sale	\$340,000	\$477,400	+ 40.4%	\$357,450	\$370,950	+ 3.8%
Inventory of Homes for Sale	76	41	- 46.1%	—	—	—
Months Supply of Inventory	3.2	1.6	- 50.0%	—	—	—

* Does not account for sale concessions and/or downpayment assistance. | Percent changes are calculated using rounded figures and can sometimes look extreme due to small sample size.

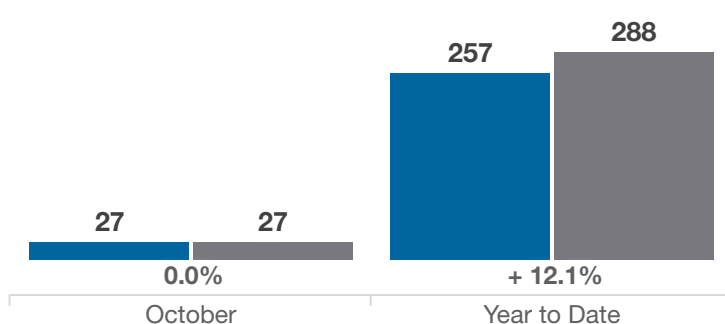
Closed Sales

■ 2019 ■ 2020



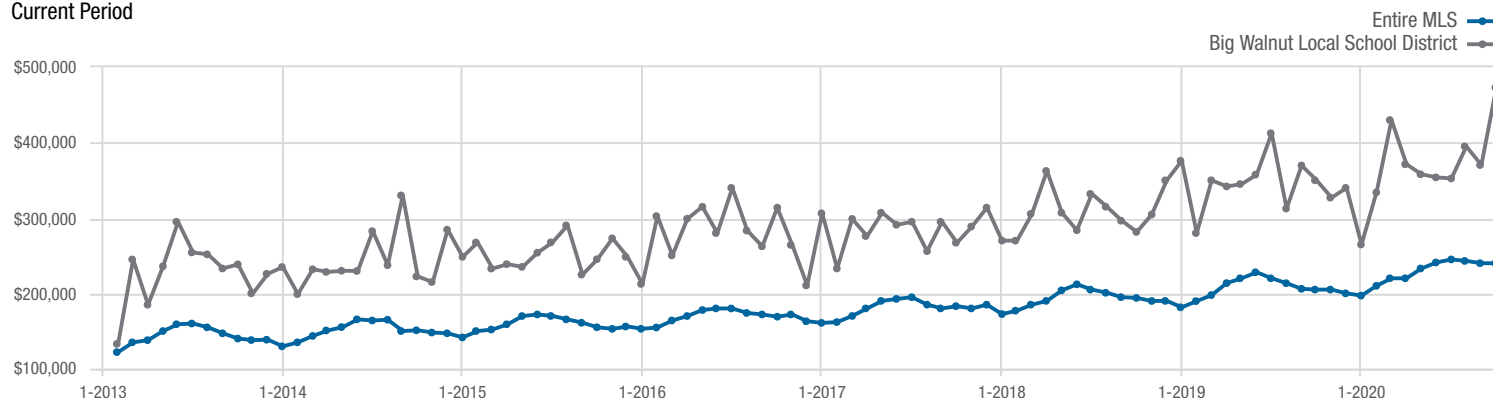
In Contracts

■ 2019 ■ 2020



Median Sales Price

Current Period



Each data point represents the median sales price in a given month.

Local Market Update – October 2020

A RESEARCH TOOL PROVIDED BY THE COLUMBUS REALTORS®
BASED ON RESIDENTIAL LISTING DATA ONLY

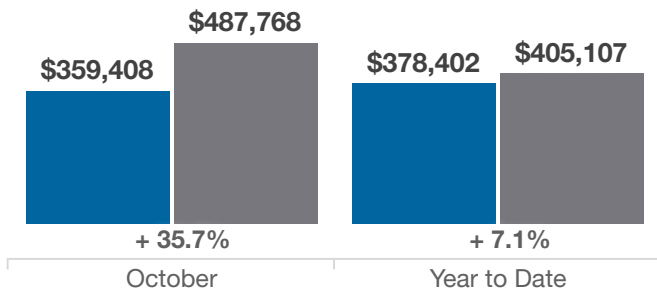


Big Walnut Local School District

Delaware County

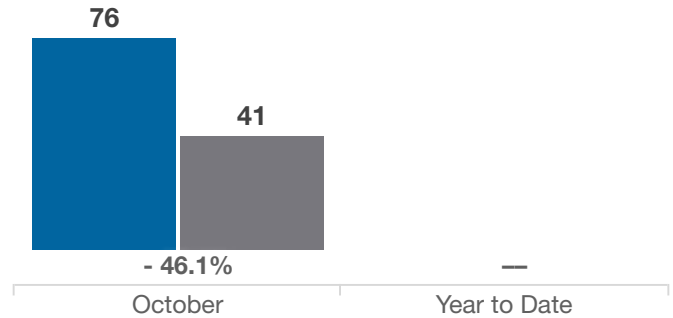
Average Sales Price

■ 2019 ■ 2020



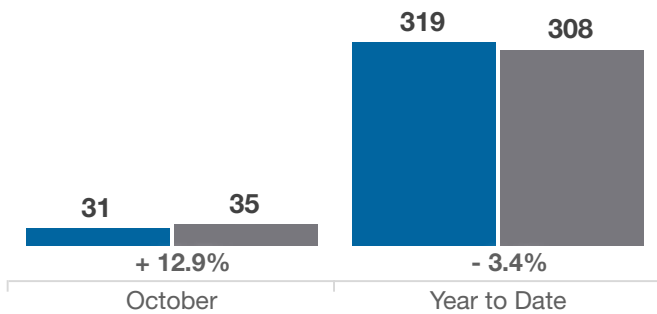
Inventory of Homes for Sale

■ 2019 ■ 2020



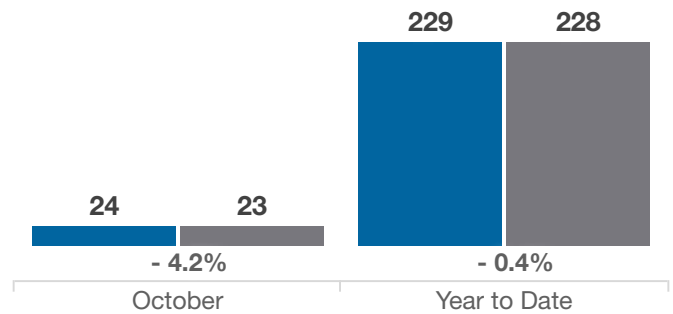
New Listings

■ 2019 ■ 2020



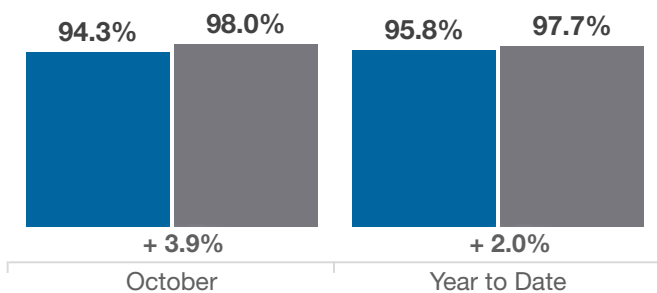
Single Family Sales

■ 2019 ■ 2020



Pct. Of Orig. List Price Received

■ 2019 ■ 2020



Condo Sales

■ 2019 ■ 2020

