

# Local Market Update – October 2020

A RESEARCH TOOL PROVIDED BY THE COLUMBUS REALTORS®  
BASED ON RESIDENTIAL LISTING DATA ONLY



## Columbus (Corp.)

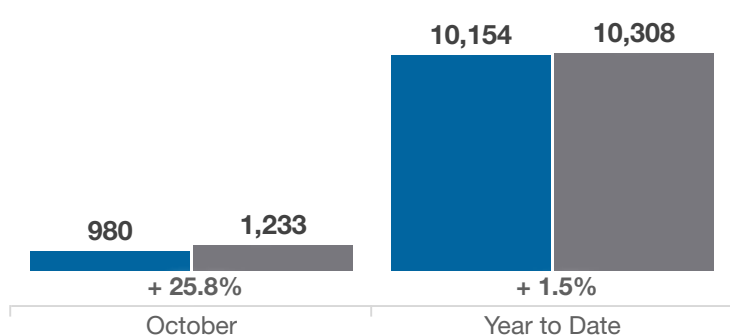
Franklin, Fairfield and Delaware Counties

Key Metrics	October			Year to Date		
	2019	2020	% Change	Thru 10-2019	Thru 10-2020	% Change
Closed Sales	980	1,233	+ 25.8%	10,154	10,308	+ 1.5%
In Contracts	1,251	1,253	+ 0.2%	10,768	10,914	+ 1.4%
Average Sales Price*	\$197,548	\$225,861	+ 14.3%	\$200,144	\$216,935	+ 8.4%
Median Sales Price*	\$180,000	\$205,000	+ 13.9%	\$181,000	\$199,000	+ 9.9%
Average Price Per Square Foot*	\$131.54	\$149.87	+ 13.9%	\$131.59	\$144.11	+ 9.5%
Percent of Original List Price Received*	97.1%	100.4%	+ 3.4%	98.2%	99.7%	+ 1.5%
Percent of Last List Price Received*	98.8%	100.8%	+ 2.0%	99.4%	100.4%	+ 1.0%
Days on Market Until Sale	22	14	- 36.4%	23	21	- 8.7%
New Listings	1,223	1,284	+ 5.0%	12,377	11,903	- 3.8%
Median List Price of New Listings	\$185,000	\$209,900	+ 13.5%	\$184,900	\$199,900	+ 8.1%
Median List Price at Time of Sale	\$179,900	\$199,900	+ 11.1%	\$179,900	\$196,000	+ 8.9%
Inventory of Homes for Sale	1,536	1,155	- 24.8%	—	—	—
Months Supply of Inventory	1.5	1.1	- 26.7%	—	—	—

\* Does not account for sale concessions and/or downpayment assistance. | Percent changes are calculated using rounded figures and can sometimes look extreme due to small sample size.

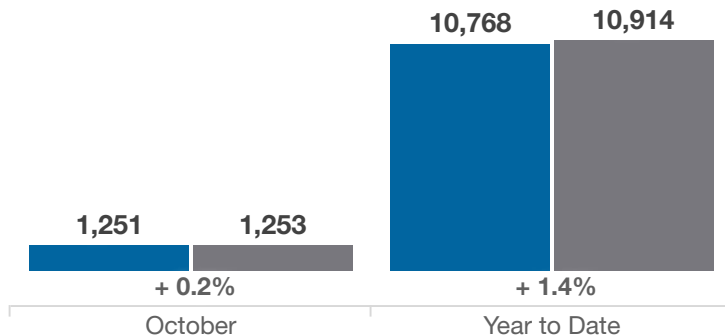
### Closed Sales

■ 2019 ■ 2020



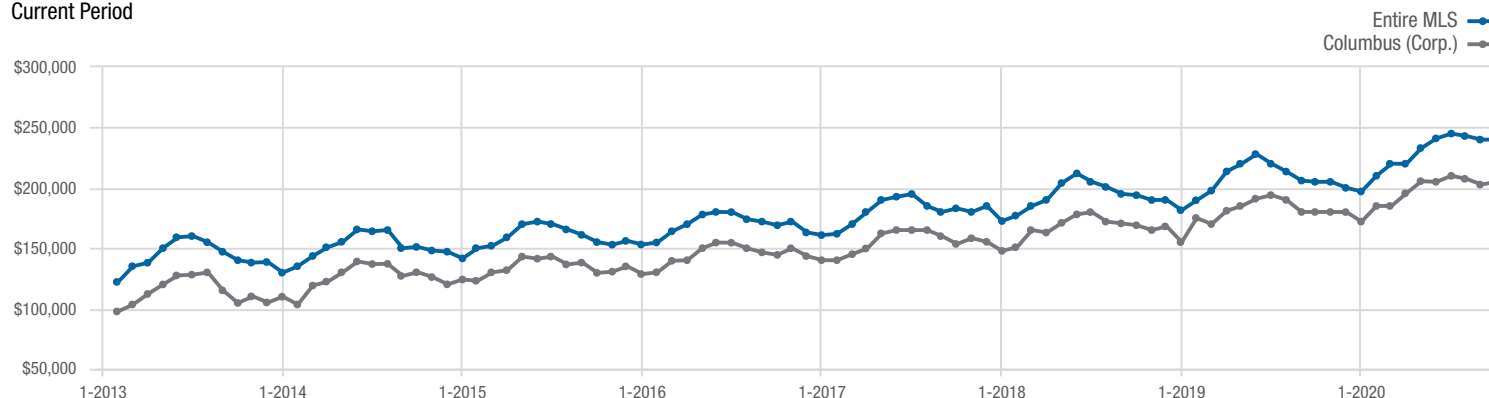
### In Contracts

■ 2019 ■ 2020



### Median Sales Price

Current Period



Each data point represents the median sales price in a given month.

# Local Market Update – October 2020

A RESEARCH TOOL PROVIDED BY THE COLUMBUS REALTORS®  
BASED ON RESIDENTIAL LISTING DATA ONLY

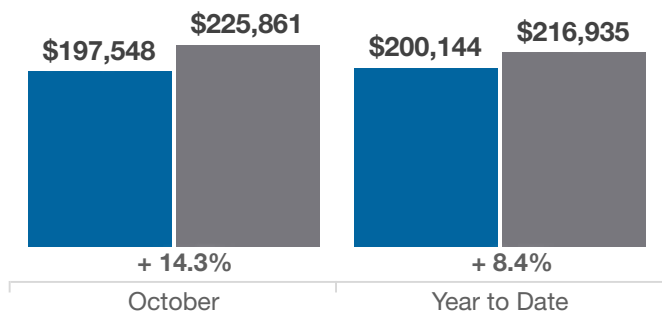


## Columbus (Corp.)

Franklin, Fairfield and Delaware Counties

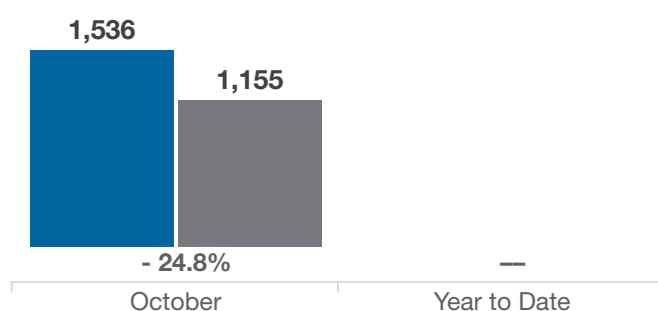
### Average Sales Price

■ 2019 ■ 2020



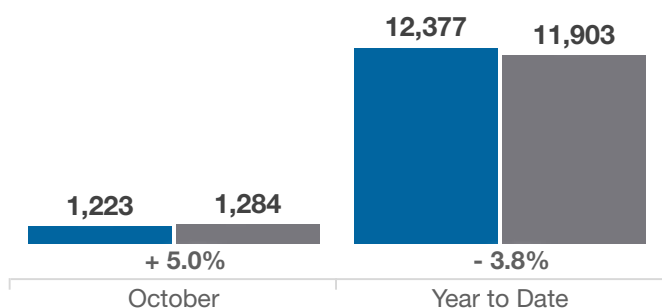
### Inventory of Homes for Sale

■ 2019 ■ 2020



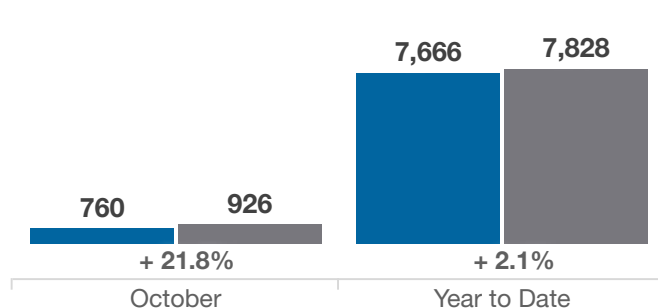
### New Listings

■ 2019 ■ 2020



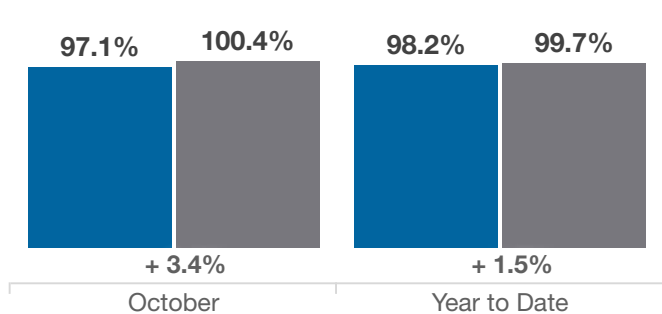
### Single Family Sales

■ 2019 ■ 2020



### Pct. Of Orig. List Price Received

■ 2019 ■ 2020



### Condo Sales

■ 2019 ■ 2020

