

# Local Market Update – October 2020

A RESEARCH TOOL PROVIDED BY THE COLUMBUS REALTORS®  
BASED ON RESIDENTIAL LISTING DATA ONLY



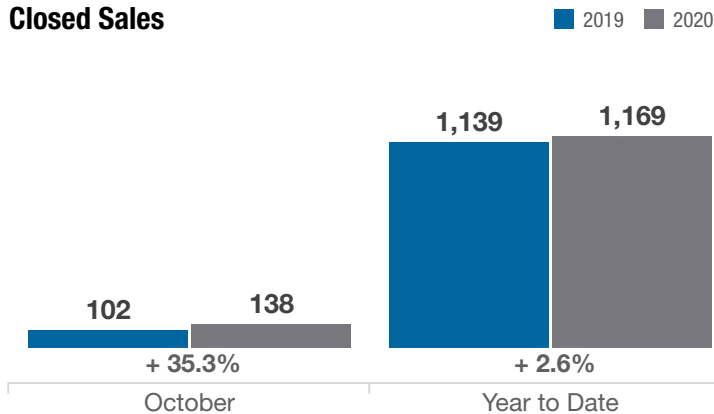
## Dublin City School District

Franklin, Delaware and Union Counties

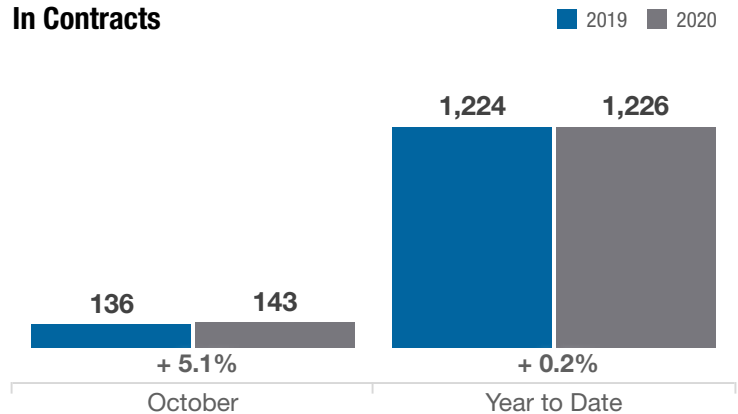
Key Metrics	October			Year to Date		
	2019	2020	% Change	Thru 10-2019	Thru 10-2020	% Change
Closed Sales	102	138	+ 35.3%	1,139	1,169	+ 2.6%
In Contracts	136	143	+ 5.1%	1,224	1,226	+ 0.2%
Average Sales Price*	\$360,831	\$395,865	+ 9.7%	\$373,108	\$399,652	+ 7.1%
Median Sales Price*	\$343,500	\$367,450	+ 7.0%	\$340,000	\$377,500	+ 11.0%
Average Price Per Square Foot*	\$153.94	\$173.42	+ 12.7%	\$156.51	\$167.69	+ 7.1%
Percent of Original List Price Received*	96.7%	99.1%	+ 2.5%	97.6%	98.6%	+ 1.0%
Percent of Last List Price Received*	98.9%	99.9%	+ 1.0%	99.0%	99.4%	+ 0.4%
Days on Market Until Sale	34	22	- 35.3%	39	35	- 10.3%
New Listings	113	120	+ 6.2%	1,440	1,316	- 8.6%
Median List Price of New Listings	\$332,400	\$337,400	+ 1.5%	\$371,400	\$385,000	+ 3.7%
Median List Price at Time of Sale	\$350,000	\$367,450	+ 5.0%	\$342,450	\$379,900	+ 10.9%
Inventory of Homes for Sale	245	139	- 43.3%	—	—	—
Months Supply of Inventory	2.2	1.2	- 45.5%	—	—	—

\* Does not account for sale concessions and/or downpayment assistance. | Percent changes are calculated using rounded figures and can sometimes look extreme due to small sample size.

### Closed Sales

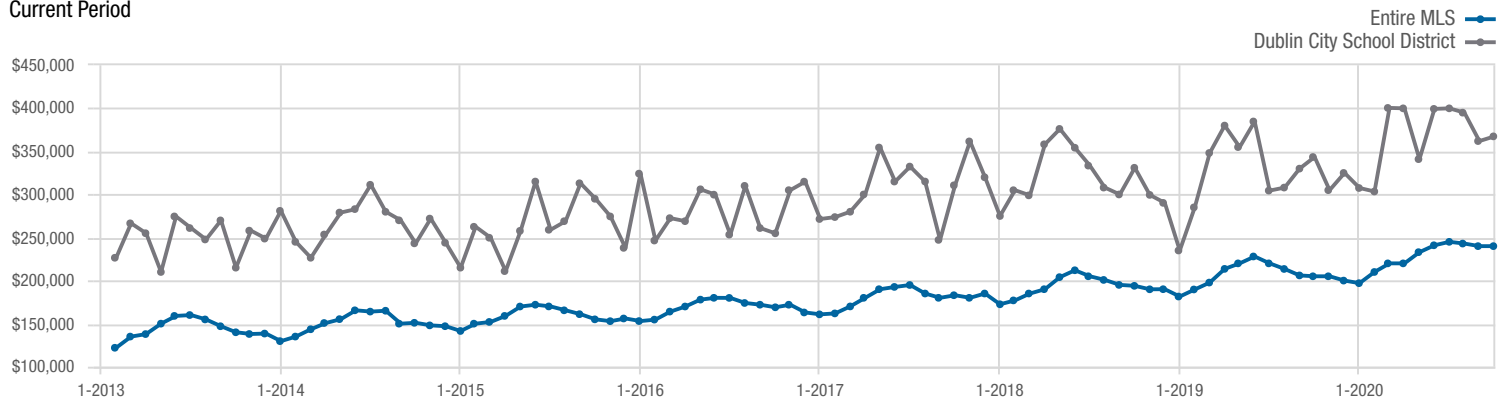


### In Contracts



### Median Sales Price

Current Period



Each data point represents the median sales price in a given month.

# Local Market Update – October 2020

A RESEARCH TOOL PROVIDED BY THE COLUMBUS REALTORS®  
BASED ON RESIDENTIAL LISTING DATA ONLY

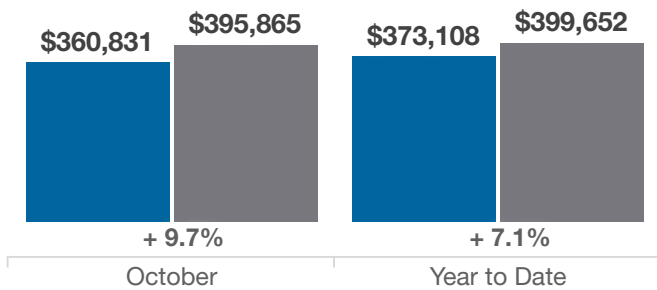


## Dublin City School District

Franklin, Delaware and Union Counties

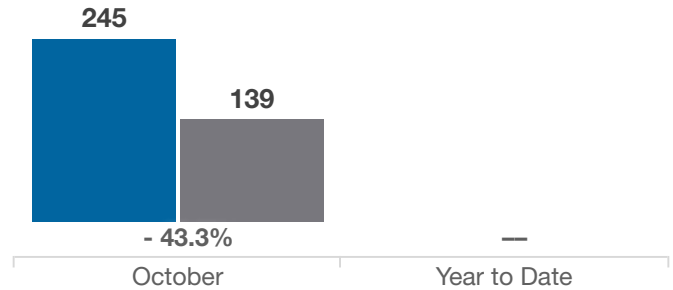
### Average Sales Price

■ 2019 ■ 2020



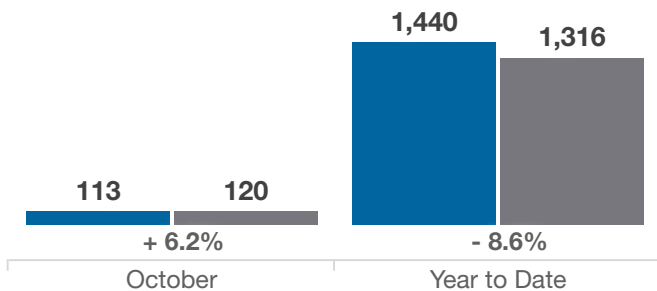
### Inventory of Homes for Sale

■ 2019 ■ 2020



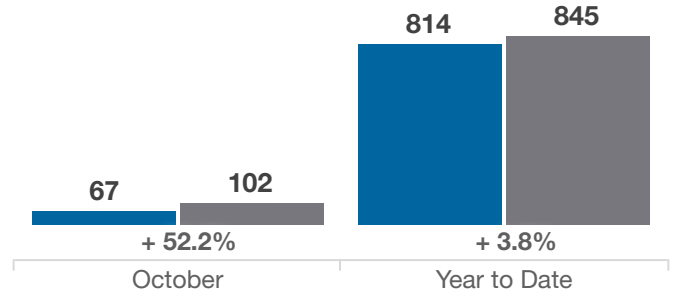
### New Listings

■ 2019 ■ 2020



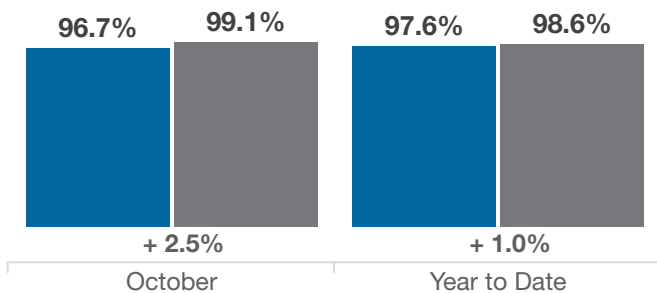
### Single Family Sales

■ 2019 ■ 2020



### Pct. Of Orig. List Price Received

■ 2019 ■ 2020



### Condo Sales

■ 2019 ■ 2020

