

Local Market Update – October 2020

A RESEARCH TOOL PROVIDED BY THE COLUMBUS REALTORS®
BASED ON RESIDENTIAL LISTING DATA ONLY



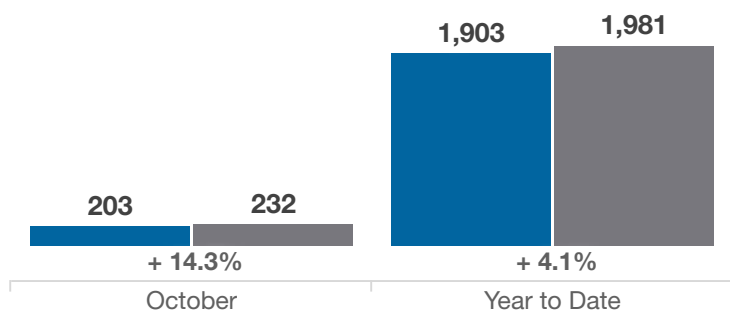
Fairfield County

Key Metrics	October			Year to Date		
	2019	2020	% Change	Thru 10-2019	Thru 10-2020	% Change
Closed Sales	203	232	+ 14.3%	1,903	1,981	+ 4.1%
In Contracts	194	201	+ 3.6%	2,016	2,064	+ 2.4%
Average Sales Price*	\$228,254	\$256,076	+ 12.2%	\$228,105	\$252,112	+ 10.5%
Median Sales Price*	\$211,550	\$250,900	+ 18.6%	\$216,000	\$245,000	+ 13.4%
Average Price Per Square Foot*	\$118.89	\$130.24	+ 9.5%	\$117.82	\$128.12	+ 8.7%
Percent of Original List Price Received*	96.7%	99.8%	+ 3.2%	97.3%	98.9%	+ 1.6%
Percent of Last List Price Received*	98.9%	100.3%	+ 1.4%	98.7%	99.8%	+ 1.1%
Days on Market Until Sale	29	21	- 27.6%	33	29	- 12.1%
New Listings	204	205	+ 0.5%	2,328	2,095	- 10.0%
Median List Price of New Listings	\$219,450	\$259,000	+ 18.0%	\$219,900	\$248,800	+ 13.1%
Median List Price at Time of Sale	\$210,000	\$249,900	+ 19.0%	\$217,900	\$244,900	+ 12.4%
Inventory of Homes for Sale	353	165	- 53.3%	—	—	—
Months Supply of Inventory	1.9	0.8	- 57.9%	—	—	—

* Does not account for sale concessions and/or downpayment assistance. | Percent changes are calculated using rounded figures and can sometimes look extreme due to small sample size.

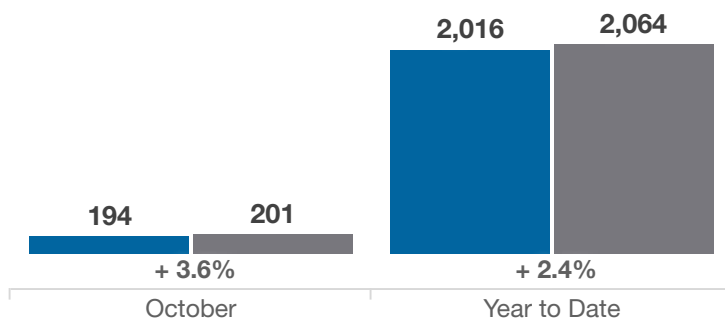
Closed Sales

■ 2019 ■ 2020



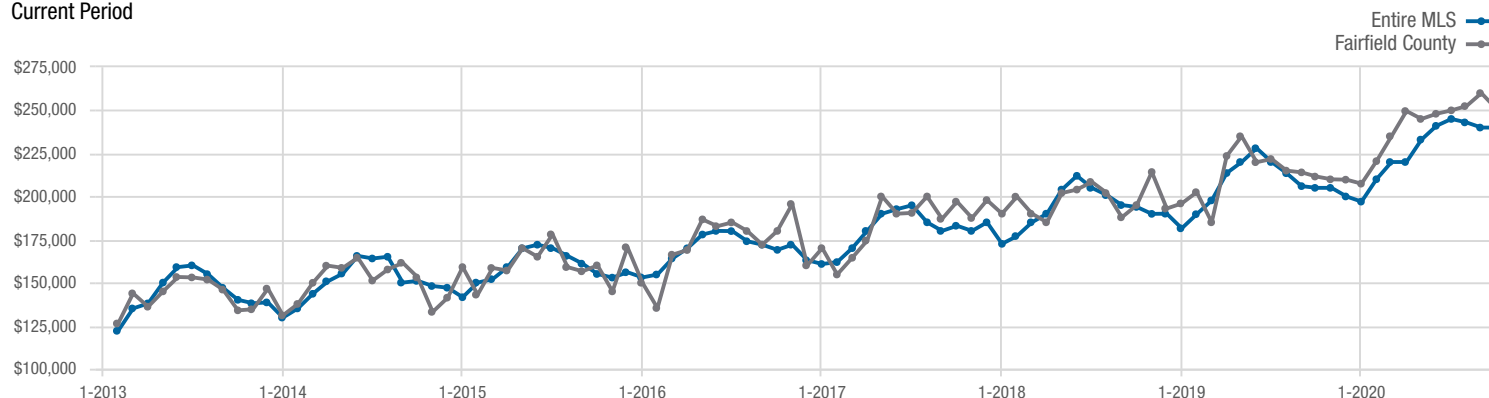
In Contracts

■ 2019 ■ 2020



Median Sales Price

Current Period



Each data point represents the median sales price in a given month.

Local Market Update – October 2020

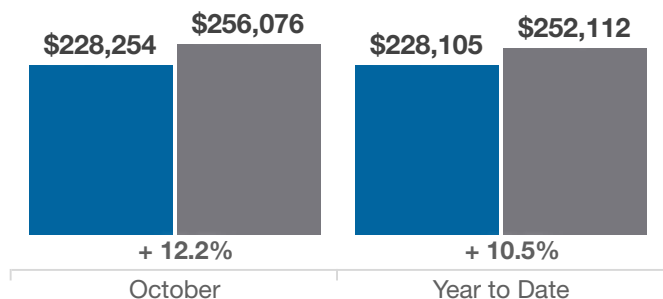
A RESEARCH TOOL PROVIDED BY THE COLUMBUS REALTORS®
BASED ON RESIDENTIAL LISTING DATA ONLY



Fairfield County

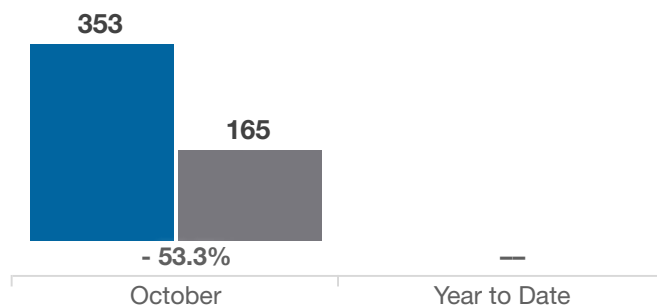
Average Sales Price

■ 2019 ■ 2020



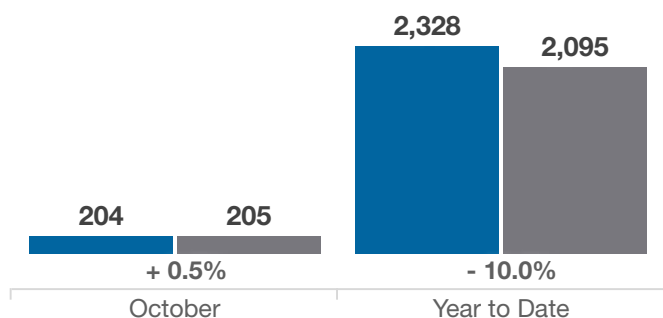
Inventory of Homes for Sale

■ 2019 ■ 2020



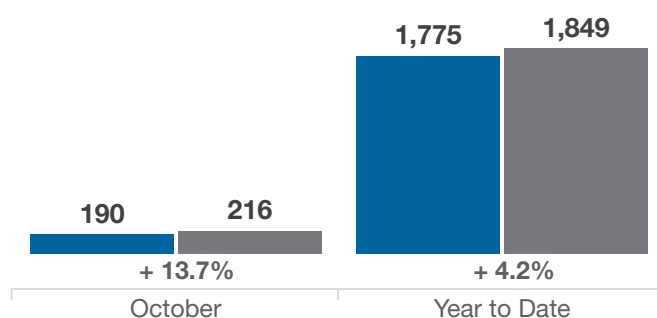
New Listings

■ 2019 ■ 2020



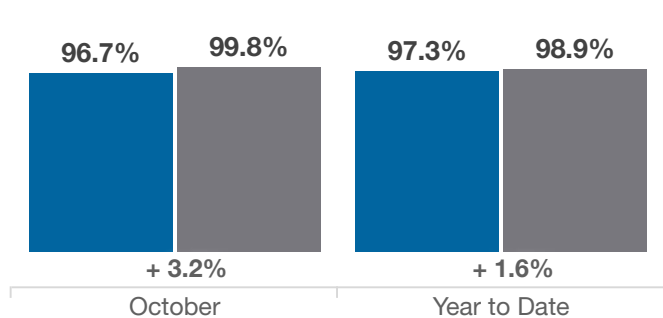
Single Family Sales

■ 2019 ■ 2020



Pct. Of Orig. List Price Received

■ 2019 ■ 2020



Condo Sales

■ 2019 ■ 2020

