

Local Market Update – October 2020

A RESEARCH TOOL PROVIDED BY THE COLUMBUS REALTORS®
BASED ON RESIDENTIAL LISTING DATA ONLY



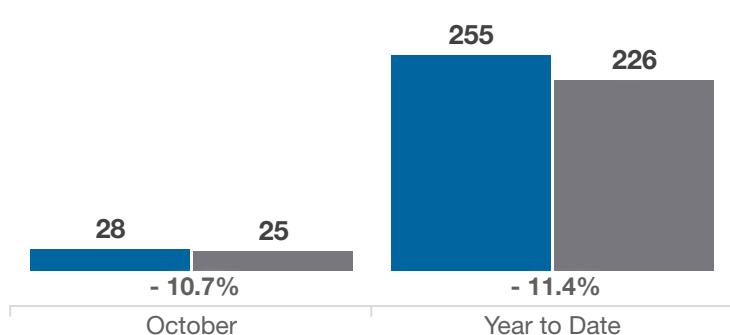
Fayette County

Key Metrics	October			Year to Date		
	2019	2020	% Change	Thru 10-2019	Thru 10-2020	% Change
Closed Sales	28	25	- 10.7%	255	226	- 11.4%
In Contracts	36	31	- 13.9%	271	246	- 9.2%
Average Sales Price*	\$133,404	\$175,197	+ 31.3%	\$138,042	\$152,765	+ 10.7%
Median Sales Price*	\$120,950	\$165,000	+ 36.4%	\$120,950	\$139,900	+ 15.7%
Average Price Per Square Foot*	\$76.98	\$105.50	+ 37.0%	\$81.53	\$92.23	+ 13.1%
Percent of Original List Price Received*	96.6%	100.3%	+ 3.8%	94.8%	97.6%	+ 3.0%
Percent of Last List Price Received*	99.6%	101.3%	+ 1.7%	97.1%	99.7%	+ 2.7%
Days on Market Until Sale	37	14	- 62.2%	43	28	- 34.9%
New Listings	32	34	+ 6.3%	312	298	- 4.5%
Median List Price of New Listings	\$146,950	\$154,900	+ 5.4%	\$129,900	\$147,500	+ 13.5%
Median List Price at Time of Sale	\$122,400	\$154,900	+ 26.6%	\$124,900	\$139,900	+ 12.0%
Inventory of Homes for Sale	49	46	- 6.1%	—	—	—
Months Supply of Inventory	1.9	2.0	+ 5.3%	—	—	—

* Does not account for sale concessions and/or downpayment assistance. | Percent changes are calculated using rounded figures and can sometimes look extreme due to small sample size.

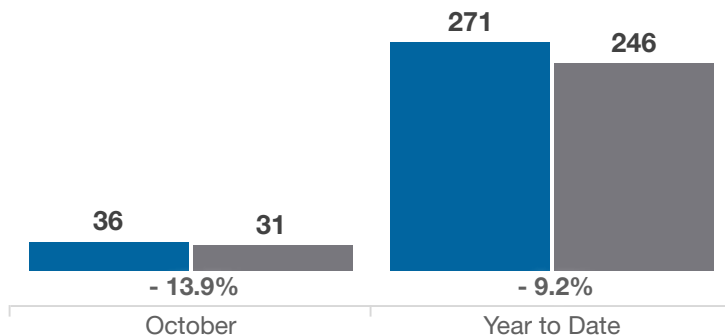
Closed Sales

■ 2019 ■ 2020



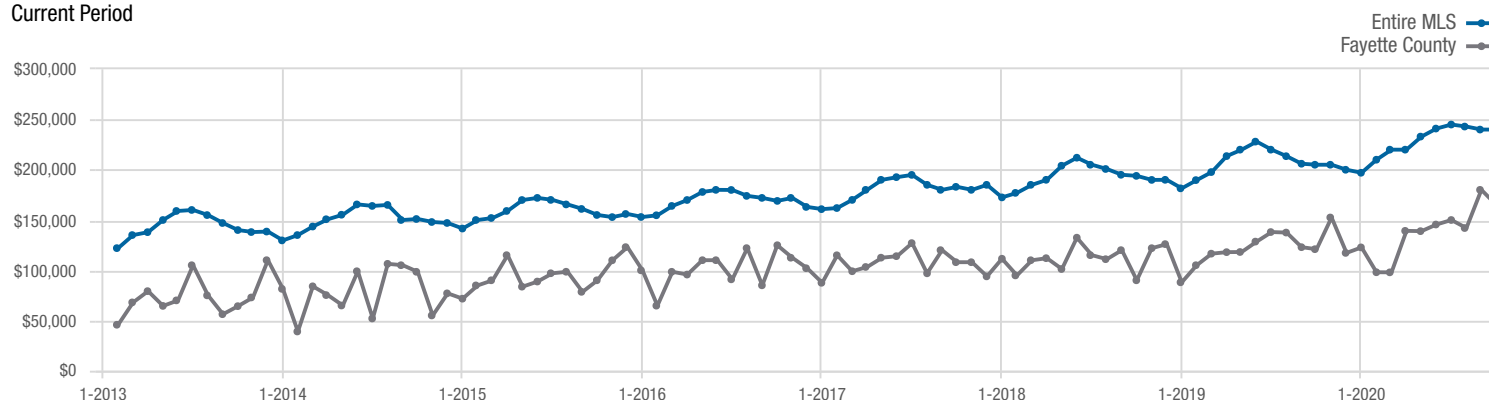
In Contracts

■ 2019 ■ 2020



Median Sales Price

Current Period



Each data point represents the median sales price in a given month.

Local Market Update – October 2020

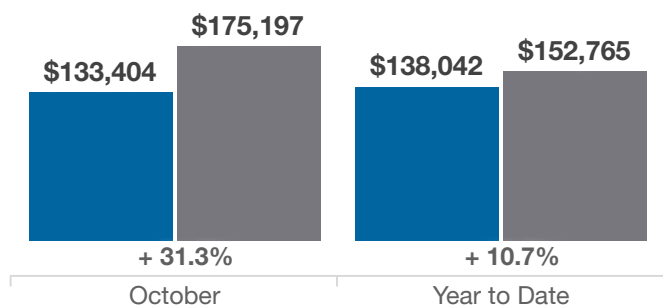
A RESEARCH TOOL PROVIDED BY THE COLUMBUS REALTORS®
BASED ON RESIDENTIAL LISTING DATA ONLY



Fayette County

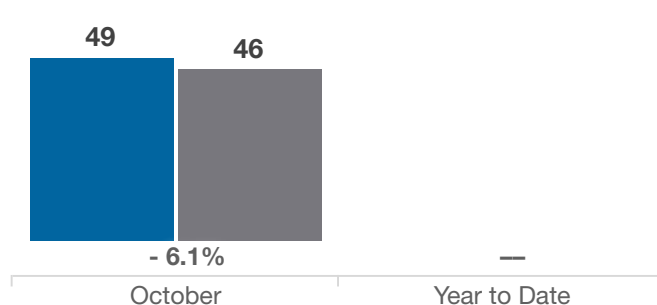
Average Sales Price

■ 2019 ■ 2020



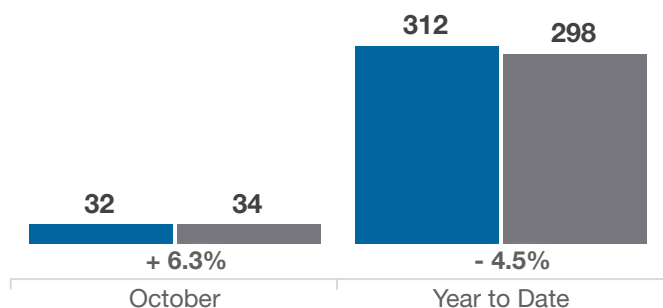
Inventory of Homes for Sale

■ 2019 ■ 2020



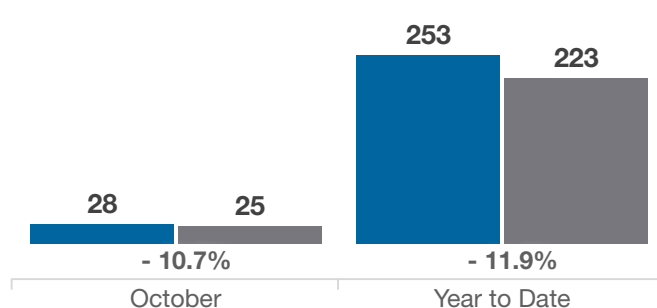
New Listings

■ 2019 ■ 2020



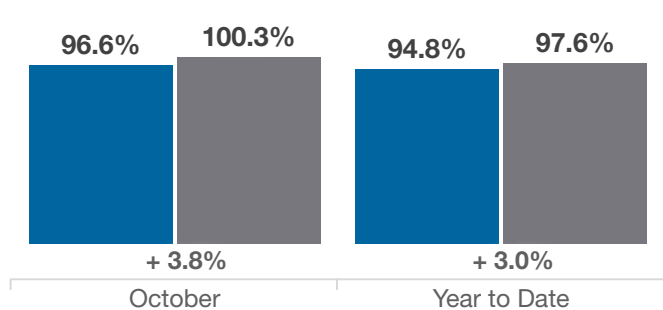
Single Family Sales

■ 2019 ■ 2020



Pct. Of Orig. List Price Received

■ 2019 ■ 2020



Condo Sales

■ 2019 ■ 2020

