

# Local Market Update – October 2020

A RESEARCH TOOL PROVIDED BY THE COLUMBUS REALTORS®  
BASED ON RESIDENTIAL LISTING DATA ONLY



## Miami Trace Local School District

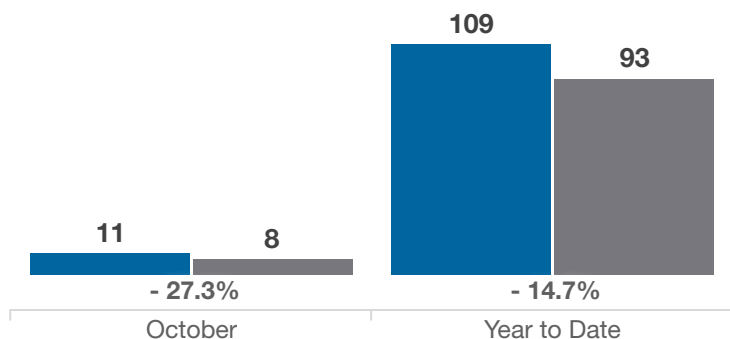
Fayette, Madison, Pickaway and Ross Counties

Key Metrics	October			Year to Date		
	2019	2020	% Change	Thru 10-2019	Thru 10-2020	% Change
Closed Sales	11	8	- 27.3%	109	93	- 14.7%
In Contracts	13	10	- 23.1%	116	100	- 13.8%
Average Sales Price*	\$151,214	\$198,925	+ 31.6%	\$156,830	\$179,048	+ 14.2%
Median Sales Price*	\$125,000	\$195,000	+ 56.0%	\$140,000	\$165,000	+ 17.9%
Average Price Per Square Foot*	\$79.23	\$119.80	+ 51.2%	\$89.41	\$103.08	+ 15.3%
Percent of Original List Price Received*	100.0%	95.7%	- 4.3%	95.6%	97.9%	+ 2.4%
Percent of Last List Price Received*	103.7%	96.9%	- 6.6%	98.5%	100.3%	+ 1.8%
Days on Market Until Sale	30	22	- 26.7%	44	28	- 36.4%
New Listings	13	20	+ 53.8%	131	122	- 6.9%
Median List Price of New Listings	\$169,900	\$149,900	- 11.8%	\$157,500	\$168,700	+ 7.1%
Median List Price at Time of Sale	\$125,000	\$195,000	+ 56.0%	\$142,500	\$169,900	+ 19.2%
Inventory of Homes for Sale	14	23	+ 64.3%	—	—	—
Months Supply of Inventory	1.3	2.5	+ 92.3%	—	—	—

\* Does not account for sale concessions and/or downpayment assistance. | Percent changes are calculated using rounded figures and can sometimes look extreme due to small sample size.

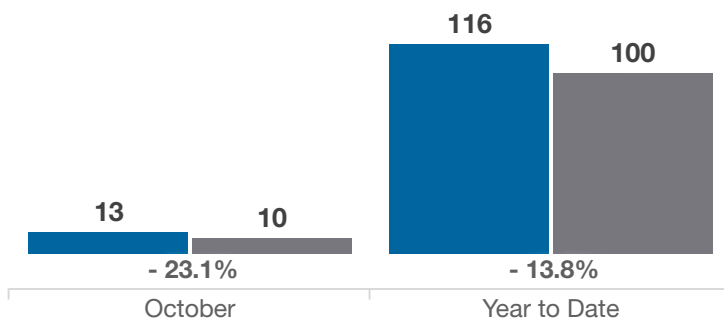
### Closed Sales

■ 2019 ■ 2020



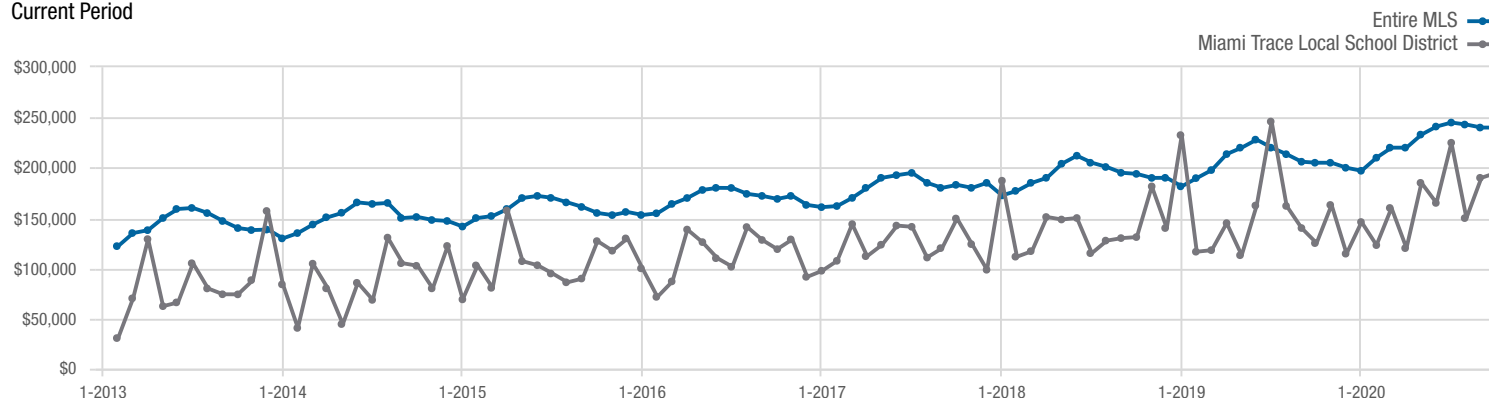
### In Contracts

■ 2019 ■ 2020



### Median Sales Price

Current Period



Each data point represents the median sales price in a given month.

# Local Market Update – October 2020

A RESEARCH TOOL PROVIDED BY THE COLUMBUS REALTORS®  
BASED ON RESIDENTIAL LISTING DATA ONLY

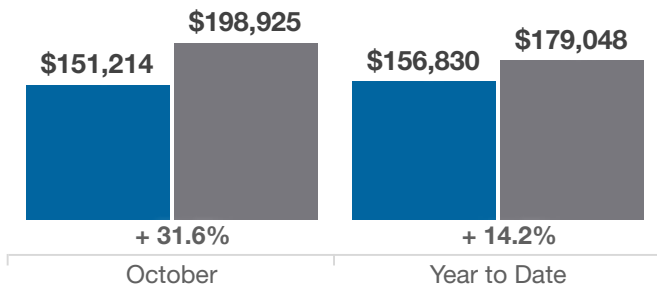


## Miami Trace Local School District

Fayette, Madison, Pickaway and Ross Counties

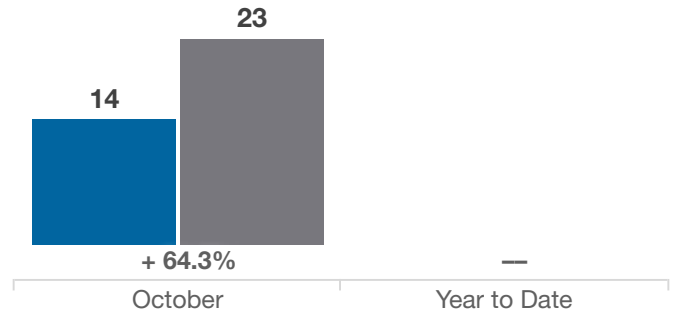
### Average Sales Price

■ 2019 ■ 2020



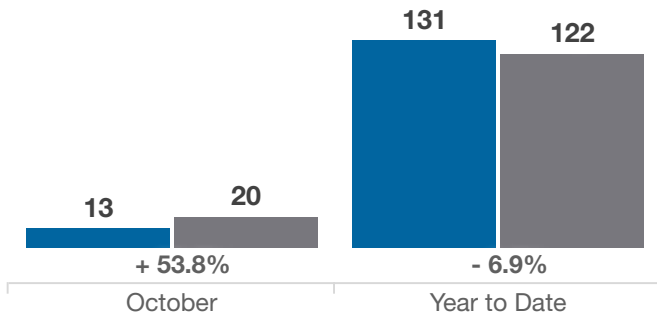
### Inventory of Homes for Sale

■ 2019 ■ 2020



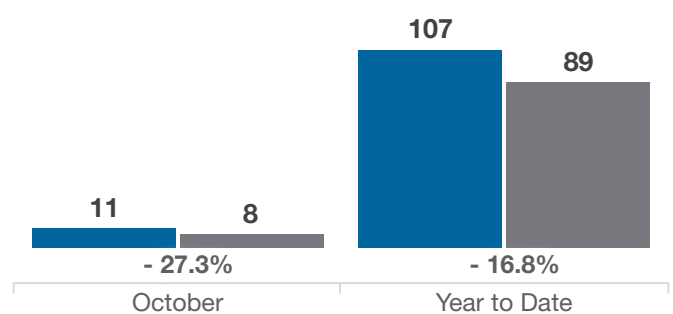
### New Listings

■ 2019 ■ 2020



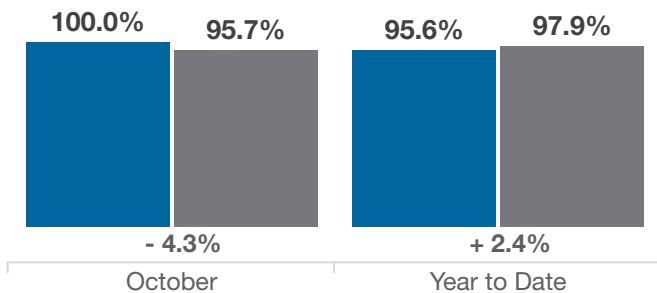
### Single Family Sales

■ 2019 ■ 2020



### Pct. Of Orig. List Price Received

■ 2019 ■ 2020



### Condo Sales

■ 2019 ■ 2020

