

# Local Market Update – October 2020

A RESEARCH TOOL PROVIDED BY THE COLUMBUS REALTORS®  
BASED ON RESIDENTIAL LISTING DATA ONLY



## New Albany Plain Local School District

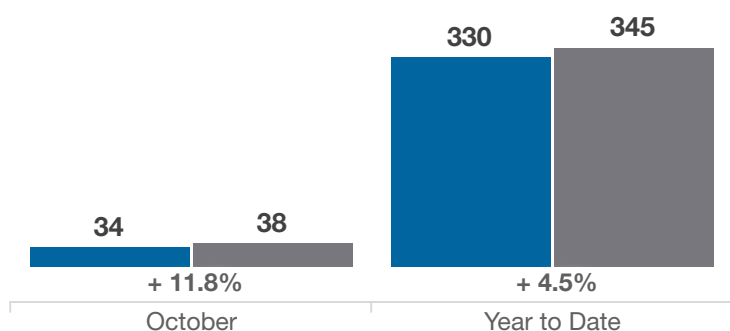
Franklin and Licking Counties

Key Metrics	October			Year to Date		
	2019	2020	% Change	Thru 10-2019	Thru 10-2020	% Change
Closed Sales	34	38	+ 11.8%	330	345	+ 4.5%
In Contracts	39	29	- 25.6%	350	365	+ 4.3%
Average Sales Price*	\$518,299	\$538,376	+ 3.9%	\$511,216	\$573,391	+ 12.2%
Median Sales Price*	\$459,950	\$462,400	+ 0.5%	\$415,000	\$467,000	+ 12.5%
Average Price Per Square Foot*	\$166.67	\$191.96	+ 15.2%	\$171.03	\$183.28	+ 7.2%
Percent of Original List Price Received*	93.2%	98.7%	+ 5.9%	96.4%	97.6%	+ 1.2%
Percent of Last List Price Received*	96.2%	99.5%	+ 3.4%	98.2%	98.9%	+ 0.7%
Days on Market Until Sale	53	24	- 54.7%	49	40	- 18.4%
New Listings	30	31	+ 3.3%	419	392	- 6.4%
Median List Price of New Listings	\$399,900	\$399,900	0.0%	\$439,900	\$439,500	- 0.1%
Median List Price at Time of Sale	\$489,250	\$459,950	- 6.0%	\$419,900	\$459,900	+ 9.5%
Inventory of Homes for Sale	83	44	- 47.0%	—	—	—
Months Supply of Inventory	2.5	1.3	- 48.0%	—	—	—

\* Does not account for sale concessions and/or downpayment assistance. | Percent changes are calculated using rounded figures and can sometimes look extreme due to small sample size.

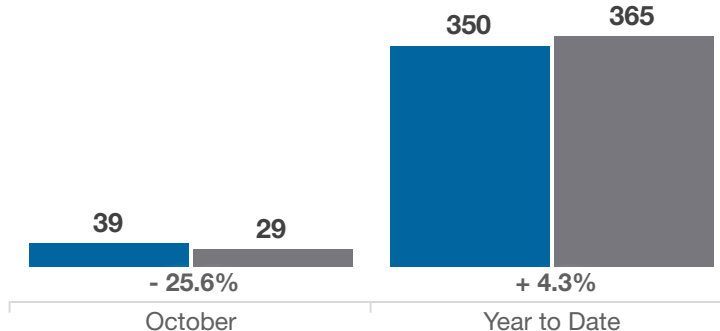
### Closed Sales

■ 2019 ■ 2020



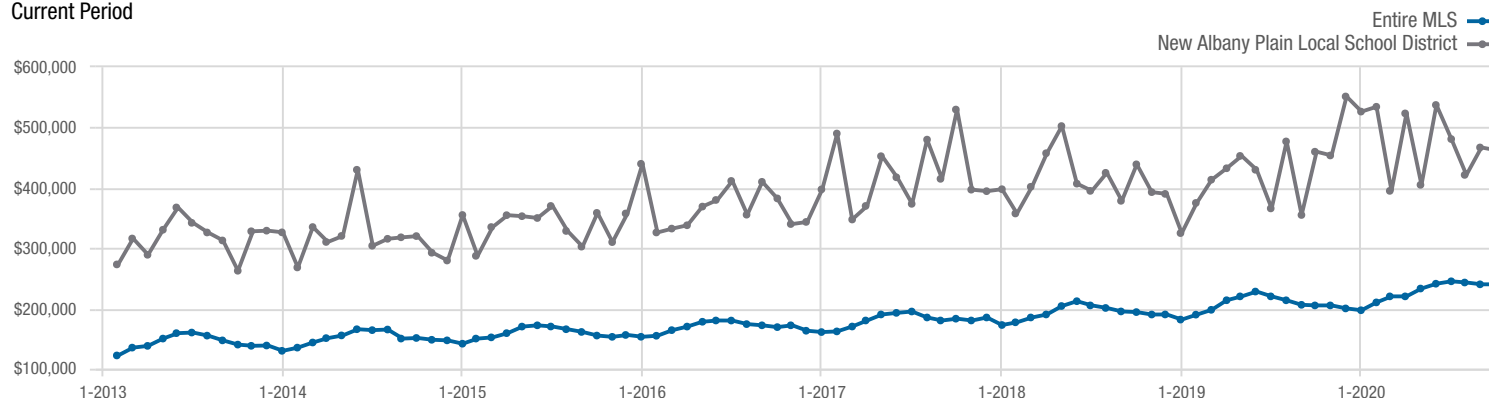
### In Contracts

■ 2019 ■ 2020



### Median Sales Price

Current Period



Each data point represents the median sales price in a given month.

# Local Market Update – October 2020

A RESEARCH TOOL PROVIDED BY THE COLUMBUS REALTORS®  
BASED ON RESIDENTIAL LISTING DATA ONLY

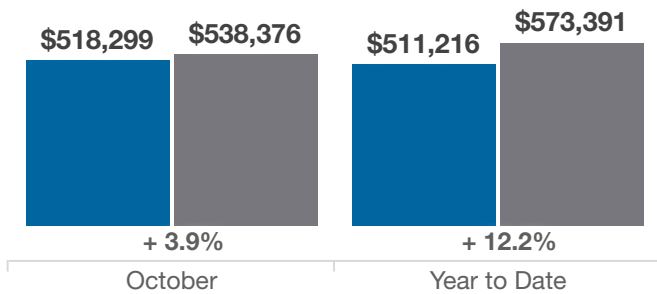


## New Albany Plain Local School District

Franklin and Licking Counties

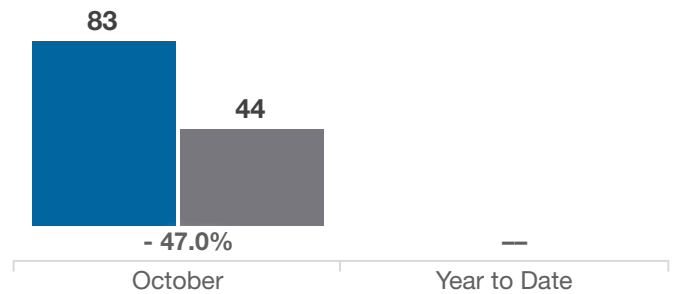
### Average Sales Price

■ 2019 ■ 2020



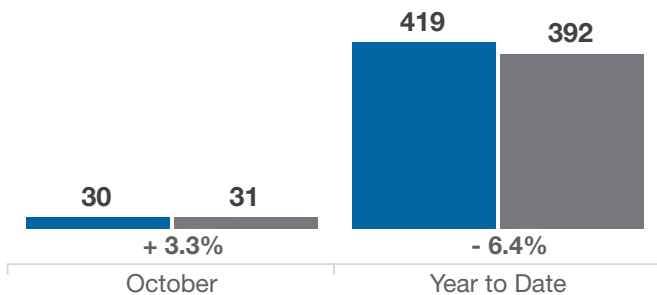
### Inventory of Homes for Sale

■ 2019 ■ 2020



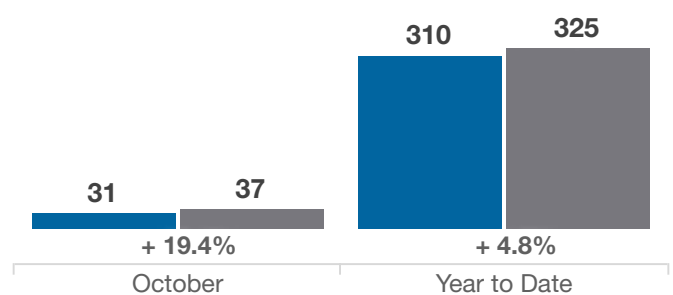
### New Listings

■ 2019 ■ 2020



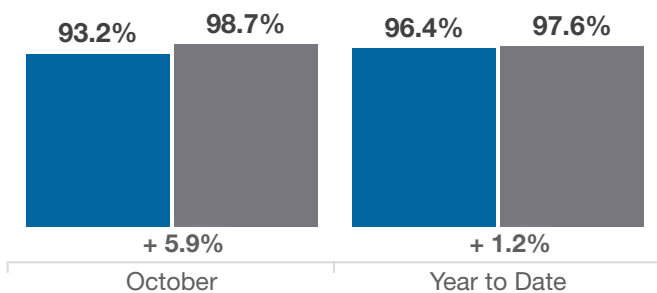
### Single Family Sales

■ 2019 ■ 2020



### Pct. Of Orig. List Price Received

■ 2019 ■ 2020



### Condo Sales

■ 2019 ■ 2020

