

Local Market Update – October 2020

A RESEARCH TOOL PROVIDED BY THE COLUMBUS REALTORS®
BASED ON RESIDENTIAL LISTING DATA ONLY



Obetz (Corp.)

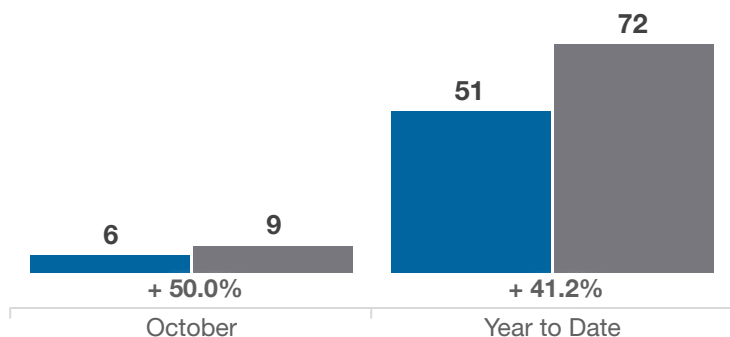
Franklin County

Key Metrics	October			Year to Date		
	2019	2020	% Change	Thru 10-2019	Thru 10-2020	% Change
Closed Sales	6	9	+ 50.0%	51	72	+ 41.2%
In Contracts	9	12	+ 33.3%	58	78	+ 34.5%
Average Sales Price*	\$196,317	\$194,692	- 0.8%	\$191,432	\$202,563	+ 5.8%
Median Sales Price*	\$167,500	\$189,900	+ 13.4%	\$173,000	\$190,250	+ 10.0%
Average Price Per Square Foot*	\$121.29	\$119.72	- 1.3%	\$116.79	\$118.85	+ 1.8%
Percent of Original List Price Received*	98.3%	100.6%	+ 2.3%	100.0%	100.0%	0.0%
Percent of Last List Price Received*	98.9%	101.2%	+ 2.3%	100.1%	100.4%	+ 0.3%
Days on Market Until Sale	44	8	- 81.8%	21	29	+ 38.1%
New Listings	9	10	+ 11.1%	64	87	+ 35.9%
Median List Price of New Listings	\$159,900	\$194,900	+ 21.9%	\$177,950	\$186,500	+ 4.8%
Median List Price at Time of Sale	\$171,750	\$179,900	+ 4.7%	\$172,900	\$189,900	+ 9.8%
Inventory of Homes for Sale	8	10	+ 25.0%	—	—	—
Months Supply of Inventory	1.3	1.4	+ 7.7%	—	—	—

* Does not account for sale concessions and/or downpayment assistance. | Percent changes are calculated using rounded figures and can sometimes look extreme due to small sample size.

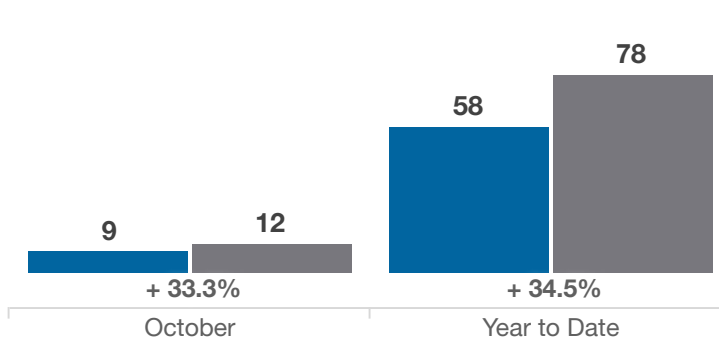
Closed Sales

■ 2019 ■ 2020



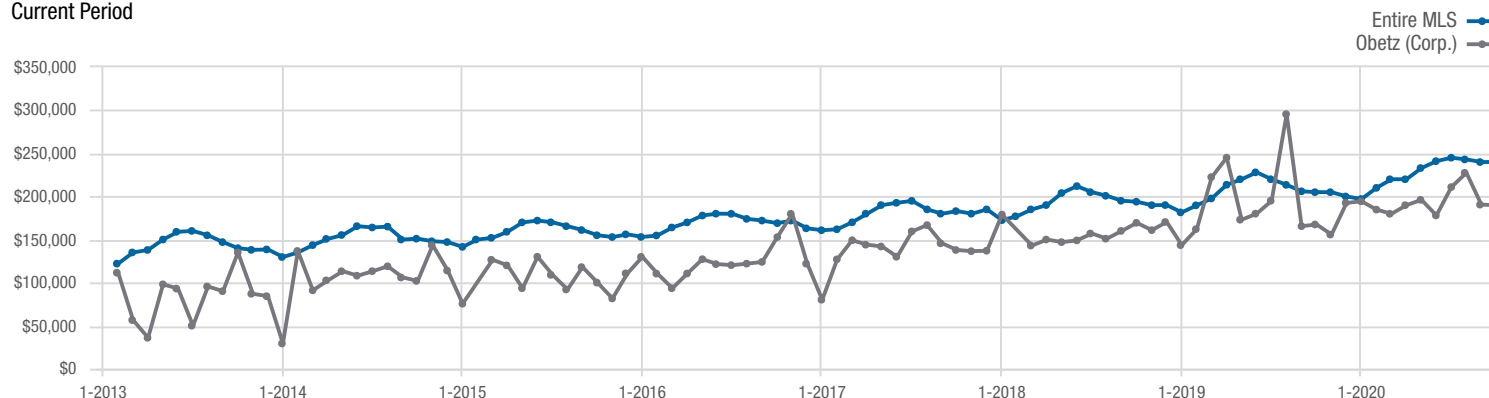
In Contracts

■ 2019 ■ 2020



Median Sales Price

Current Period



Each data point represents the median sales price in a given month.

Local Market Update – October 2020

A RESEARCH TOOL PROVIDED BY THE COLUMBUS REALTORS®
BASED ON RESIDENTIAL LISTING DATA ONLY

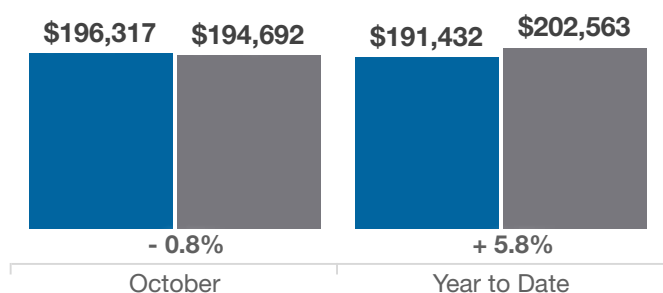


Obetz (Corp.)

Franklin County

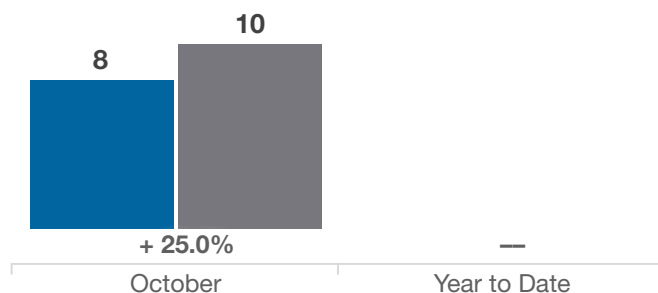
Average Sales Price

■ 2019 ■ 2020



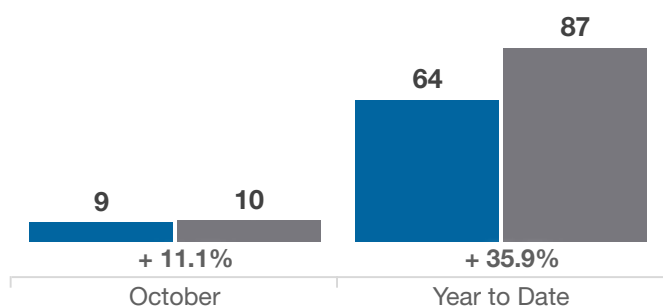
Inventory of Homes for Sale

■ 2019 ■ 2020



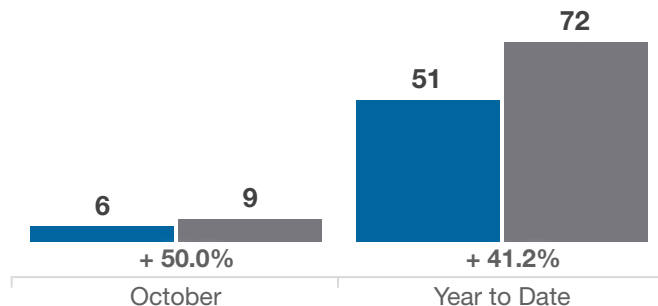
New Listings

■ 2019 ■ 2020



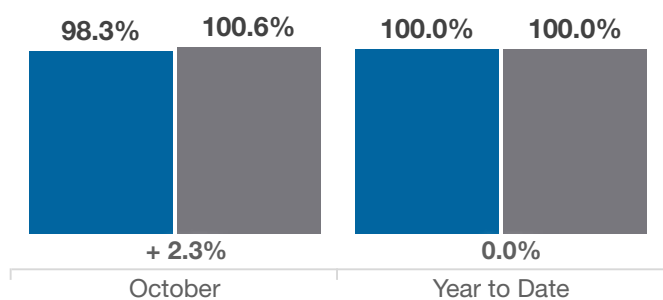
Single Family Sales

■ 2019 ■ 2020



Pct. Of Orig. List Price Received

■ 2019 ■ 2020



Condo Sales

■ 2019 ■ 2020

