

# Local Market Update – October 2020

A RESEARCH TOOL PROVIDED BY THE COLUMBUS REALTORS®  
BASED ON RESIDENTIAL LISTING DATA ONLY



## Olentangy Local School District

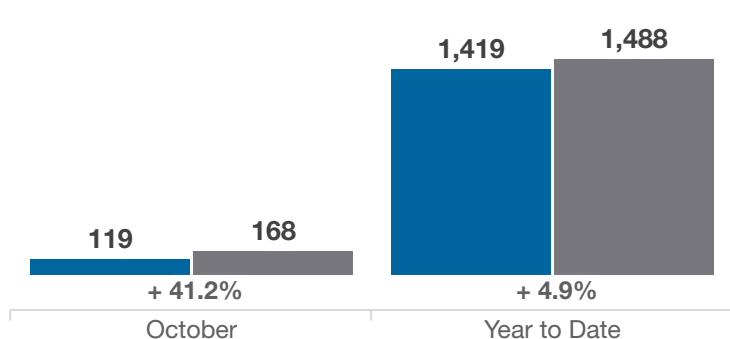
Delaware and Franklin Counties

Key Metrics	October			Year to Date		
	2019	2020	% Change	Thru 10-2019	Thru 10-2020	% Change
Closed Sales	119	168	+ 41.2%	1,419	1,488	+ 4.9%
In Contracts	138	180	+ 30.4%	1,500	1,605	+ 7.0%
Average Sales Price*	\$382,944	\$453,262	+ 18.4%	\$397,155	\$435,261	+ 9.6%
Median Sales Price*	\$347,900	\$417,450	+ 20.0%	\$365,000	\$400,000	+ 9.6%
Average Price Per Square Foot*	\$155.94	\$169.78	+ 8.9%	\$154.37	\$165.05	+ 6.9%
Percent of Original List Price Received*	96.1%	99.2%	+ 3.2%	97.3%	98.5%	+ 1.2%
Percent of Last List Price Received*	98.3%	100.2%	+ 1.9%	98.7%	99.4%	+ 0.7%
Days on Market Until Sale	37	33	- 10.8%	41	41	0.0%
New Listings	137	175	+ 27.7%	1,887	1,704	- 9.7%
Median List Price of New Listings	\$369,900	\$399,900	+ 8.1%	\$389,500	\$414,900	+ 6.5%
Median List Price at Time of Sale	\$359,000	\$422,400	+ 17.7%	\$370,000	\$399,900	+ 8.1%
Inventory of Homes for Sale	346	184	- 46.8%	—	—	—
Months Supply of Inventory	2.5	1.2	- 52.0%	—	—	—

\* Does not account for sale concessions and/or downpayment assistance. | Percent changes are calculated using rounded figures and can sometimes look extreme due to small sample size.

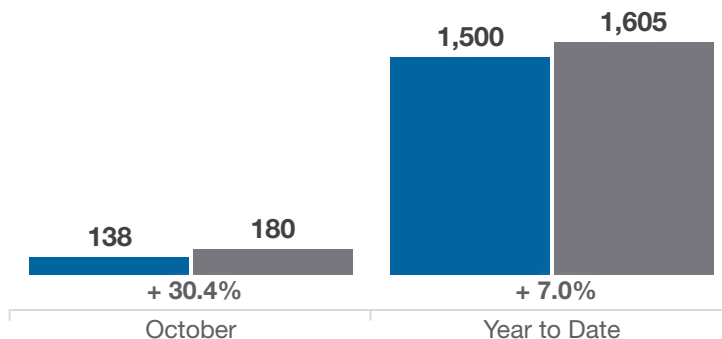
### Closed Sales

■ 2019 ■ 2020



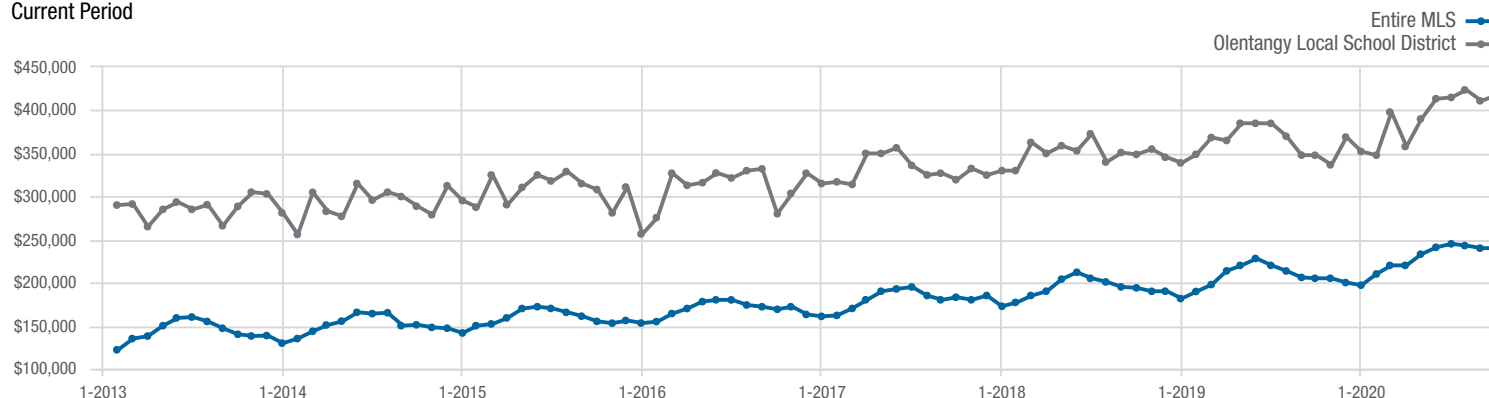
### In Contracts

■ 2019 ■ 2020



### Median Sales Price

Current Period



Each data point represents the median sales price in a given month.

# Local Market Update – October 2020

A RESEARCH TOOL PROVIDED BY THE COLUMBUS REALTORS®  
BASED ON RESIDENTIAL LISTING DATA ONLY

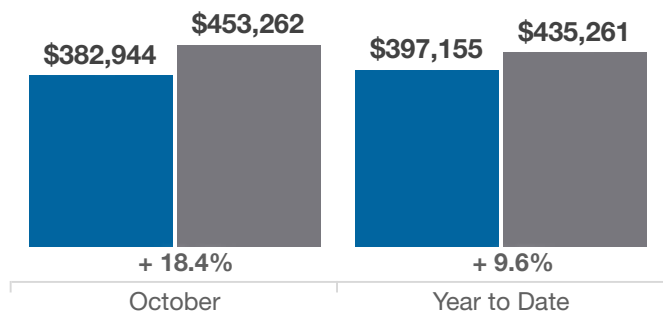


## Olentangy Local School District

Delaware and Franklin Counties

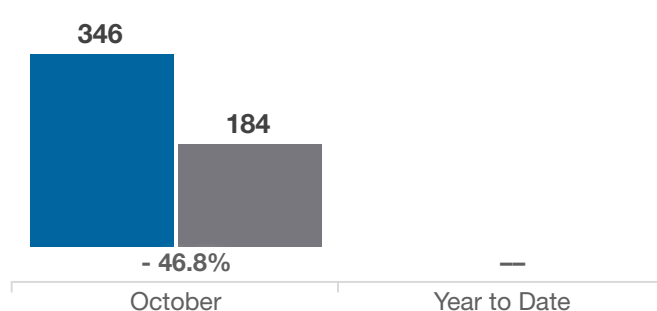
### Average Sales Price

■ 2019 ■ 2020



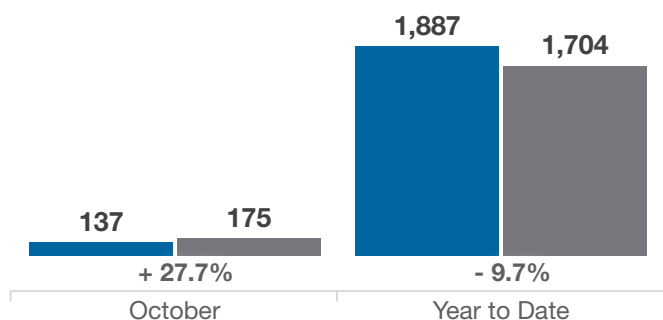
### Inventory of Homes for Sale

■ 2019 ■ 2020



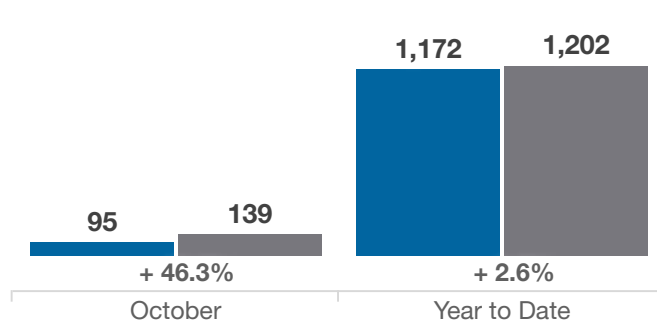
### New Listings

■ 2019 ■ 2020



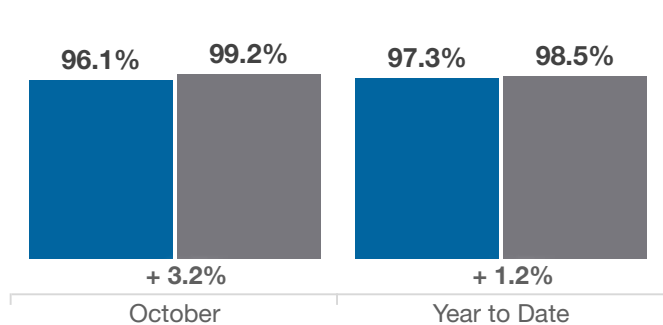
### Single Family Sales

■ 2019 ■ 2020



### Pct. Of Orig. List Price Received

■ 2019 ■ 2020



### Condo Sales

■ 2019 ■ 2020

