

# Local Market Update – October 2020

A RESEARCH TOOL PROVIDED BY THE COLUMBUS REALTORS®  
BASED ON RESIDENTIAL LISTING DATA ONLY



## Westerville City School District

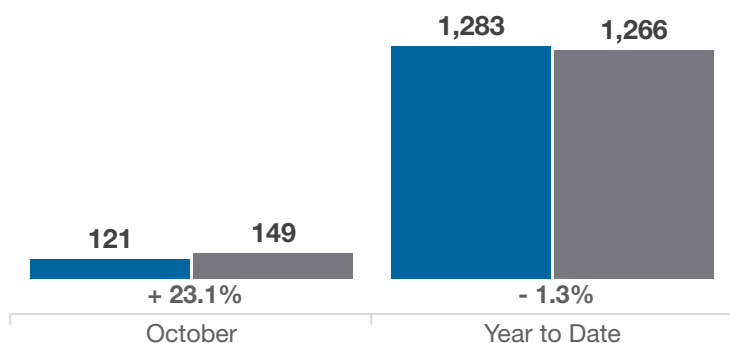
Franklin and Delaware Counties

Key Metrics	October			Year to Date		
	2019	2020	% Change	Thru 10-2019	Thru 10-2020	% Change
Closed Sales	121	149	+ 23.1%	1,283	1,266	- 1.3%
In Contracts	133	129	- 3.0%	1,329	1,307	- 1.7%
Average Sales Price*	\$257,431	\$300,977	+ 16.9%	\$265,386	\$288,382	+ 8.7%
Median Sales Price*	\$240,000	\$275,000	+ 14.6%	\$245,000	\$271,500	+ 10.8%
Average Price Per Square Foot*	\$141.11	\$159.28	+ 12.9%	\$139.29	\$150.95	+ 8.4%
Percent of Original List Price Received*	98.2%	100.9%	+ 2.7%	98.9%	100.6%	+ 1.7%
Percent of Last List Price Received*	99.6%	101.4%	+ 1.8%	99.9%	101.0%	+ 1.1%
Days on Market Until Sale	17	14	- 17.6%	22	18	- 18.2%
New Listings	151	132	- 12.6%	1,461	1,388	- 5.0%
Median List Price of New Listings	\$245,000	\$249,900	+ 2.0%	\$250,000	\$269,900	+ 8.0%
Median List Price at Time of Sale	\$239,900	\$270,000	+ 12.5%	\$247,500	\$269,900	+ 9.1%
Inventory of Homes for Sale	157	100	- 36.3%	—	—	—
Months Supply of Inventory	1.3	0.8	- 38.5%	—	—	—

\* Does not account for sale concessions and/or downpayment assistance. | Percent changes are calculated using rounded figures and can sometimes look extreme due to small sample size.

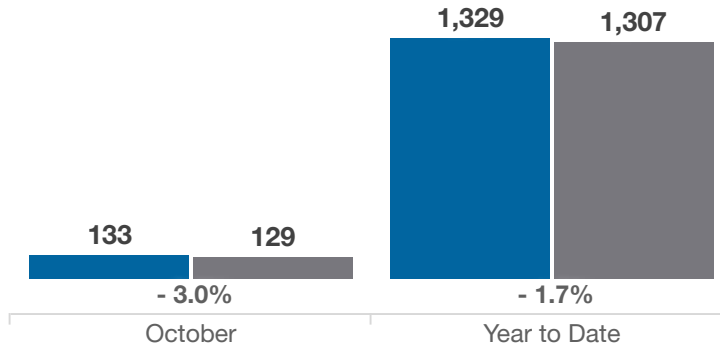
### Closed Sales

■ 2019 ■ 2020



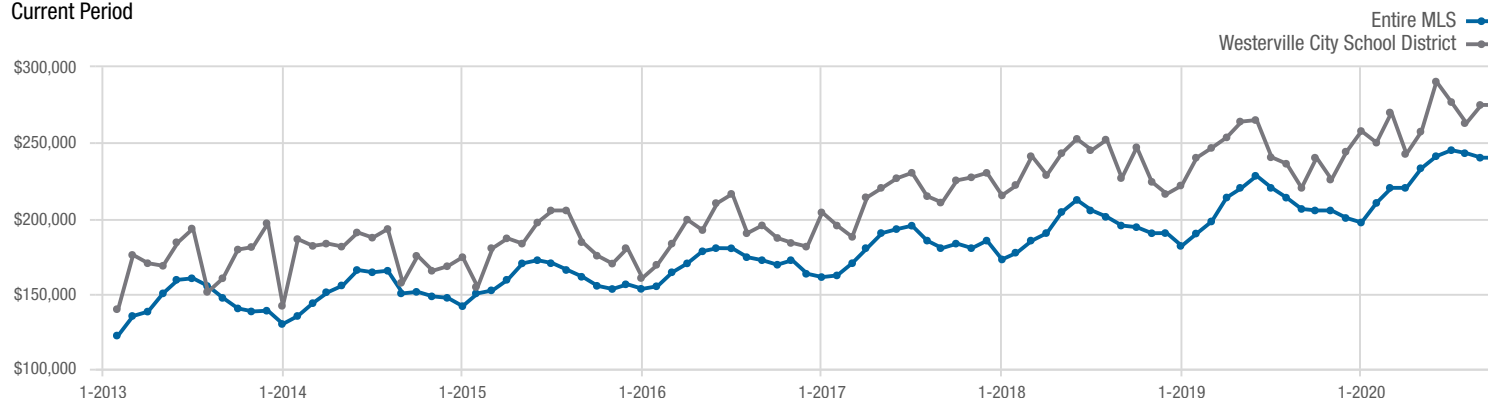
### In Contracts

■ 2019 ■ 2020



### Median Sales Price

Current Period



Each data point represents the median sales price in a given month.

# Local Market Update – October 2020

A RESEARCH TOOL PROVIDED BY THE COLUMBUS REALTORS®  
BASED ON RESIDENTIAL LISTING DATA ONLY

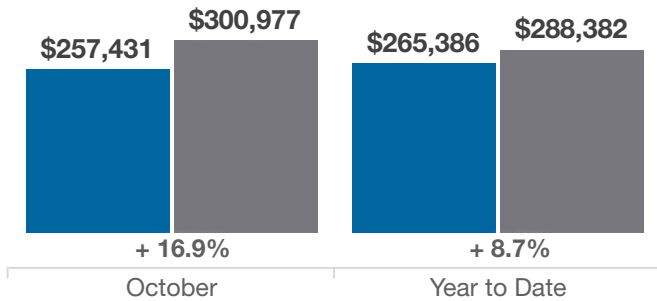


## Westerville City School District

Franklin and Delaware Counties

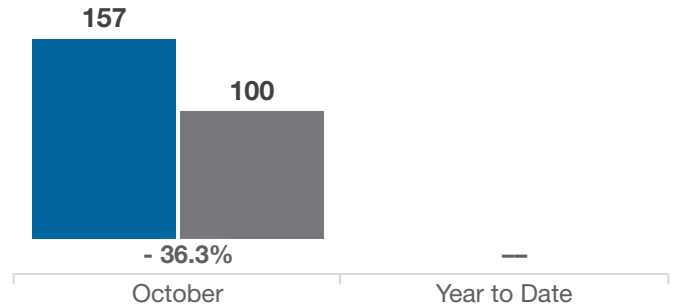
### Average Sales Price

■ 2019 ■ 2020



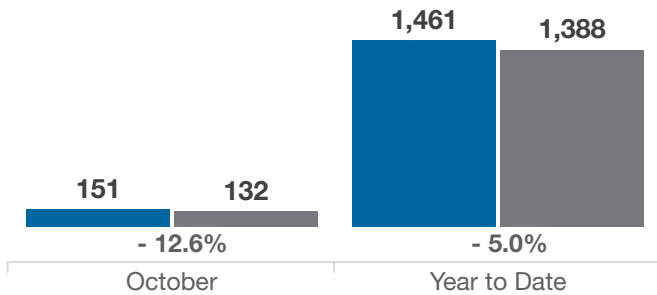
### Inventory of Homes for Sale

■ 2019 ■ 2020



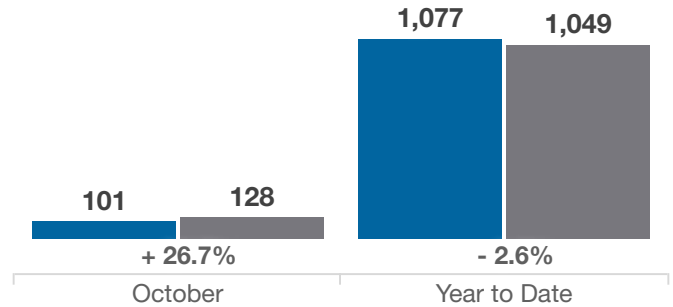
### New Listings

■ 2019 ■ 2020



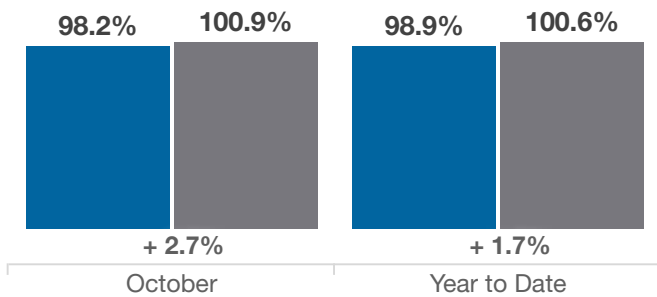
### Single Family Sales

■ 2019 ■ 2020



### Pct. Of Orig. List Price Received

■ 2019 ■ 2020



### Condo Sales

■ 2019 ■ 2020

