

# Local Market Update – October 2020

A RESEARCH TOOL PROVIDED BY THE COLUMBUS REALTORS®  
BASED ON RESIDENTIAL LISTING DATA ONLY



## Westerville (Corp.)

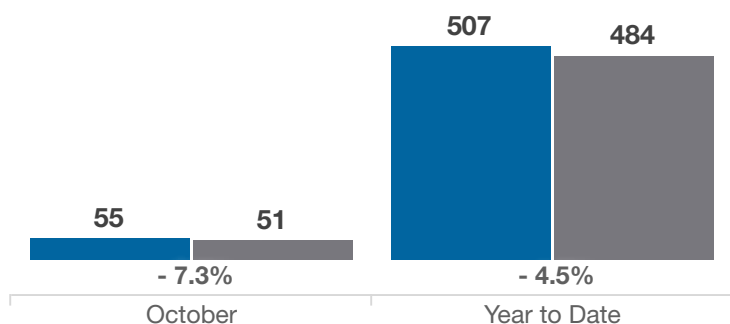
Franklin and Delaware Counties

Key Metrics	October			Year to Date		
	2019	2020	% Change	Thru 10-2019	Thru 10-2020	% Change
Closed Sales	55	51	- 7.3%	507	484	- 4.5%
In Contracts	52	45	- 13.5%	521	502	- 3.6%
Average Sales Price*	\$264,613	\$330,909	+ 25.1%	\$280,423	\$306,232	+ 9.2%
Median Sales Price*	\$275,000	\$310,000	+ 12.7%	\$282,500	\$305,000	+ 8.0%
Average Price Per Square Foot*	\$139.64	\$166.41	+ 19.2%	\$143.10	\$154.39	+ 7.9%
Percent of Original List Price Received*	98.7%	100.6%	+ 1.9%	98.9%	100.3%	+ 1.4%
Percent of Last List Price Received*	99.5%	101.2%	+ 1.7%	99.6%	100.8%	+ 1.2%
Days on Market Until Sale	15	13	- 13.3%	22	16	- 27.3%
New Listings	53	48	- 9.4%	561	523	- 6.8%
Median List Price of New Listings	\$264,900	\$299,900	+ 13.2%	\$285,000	\$299,900	+ 5.2%
Median List Price at Time of Sale	\$279,900	\$299,900	+ 7.1%	\$284,900	\$299,900	+ 5.3%
Inventory of Homes for Sale	49	33	- 32.7%	—	—	—
Months Supply of Inventory	1.0	0.7	- 30.0%	—	—	—

\* Does not account for sale concessions and/or downpayment assistance. | Percent changes are calculated using rounded figures and can sometimes look extreme due to small sample size.

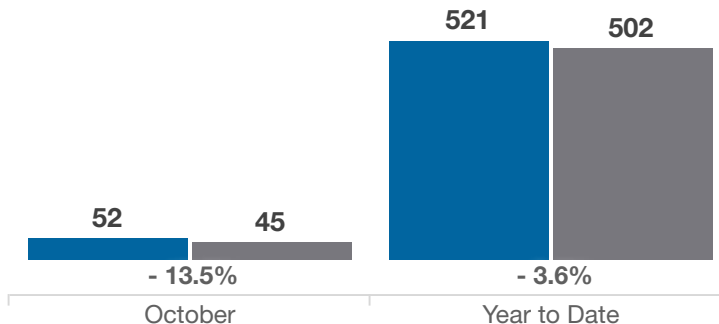
### Closed Sales

■ 2019 ■ 2020



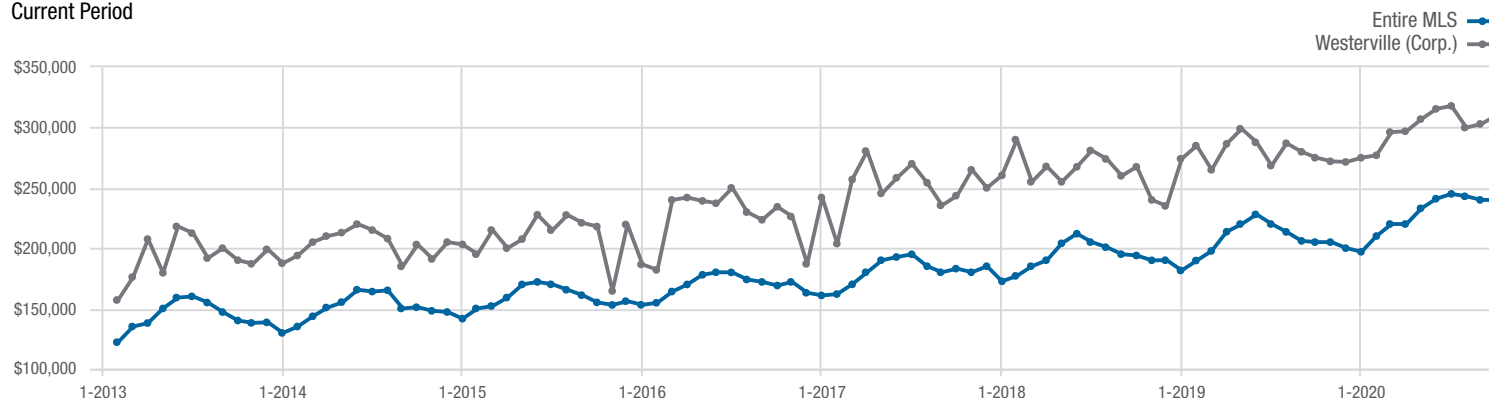
### In Contracts

■ 2019 ■ 2020



### Median Sales Price

Current Period



Each data point represents the median sales price in a given month.

# Local Market Update – October 2020

A RESEARCH TOOL PROVIDED BY THE COLUMBUS REALTORS®  
BASED ON RESIDENTIAL LISTING DATA ONLY

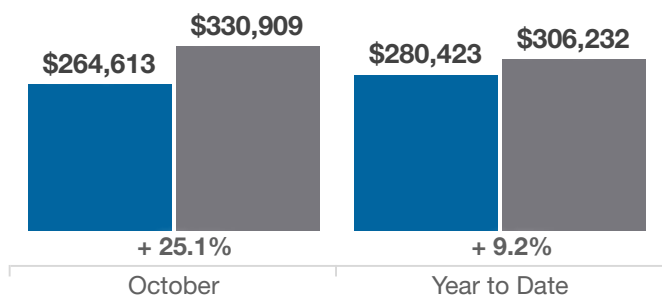


## Westerville (Corp.)

Franklin and Delaware Counties

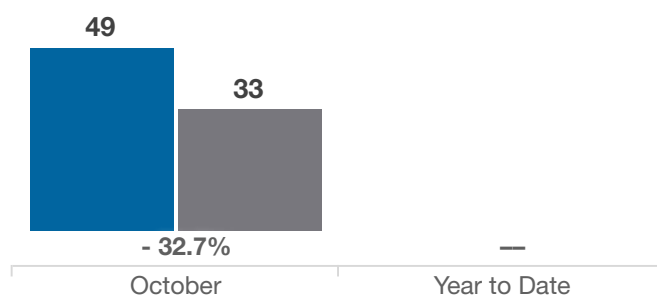
### Average Sales Price

■ 2019 ■ 2020



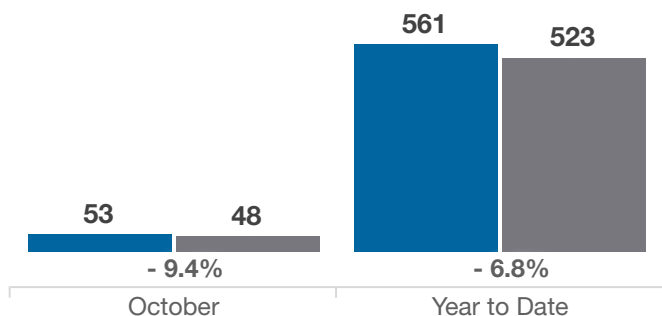
### Inventory of Homes for Sale

■ 2019 ■ 2020



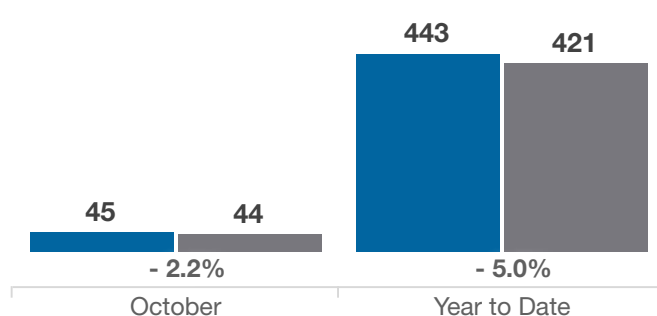
### New Listings

■ 2019 ■ 2020



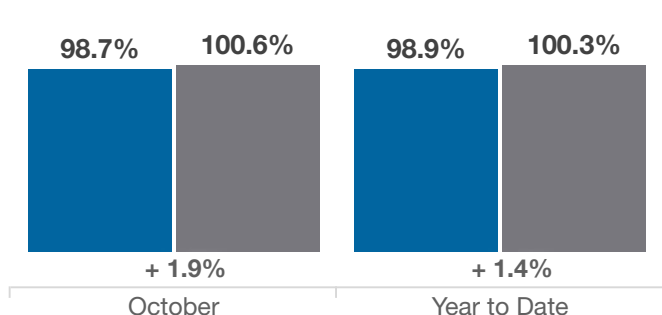
### Single Family Sales

■ 2019 ■ 2020



### Pct. Of Orig. List Price Received

■ 2019 ■ 2020



### Condo Sales

■ 2019 ■ 2020

