

Local Market Update – October 2020

A RESEARCH TOOL PROVIDED BY THE COLUMBUS REALTORS®
BASED ON RESIDENTIAL LISTING DATA ONLY



Whitehall (Corp.)

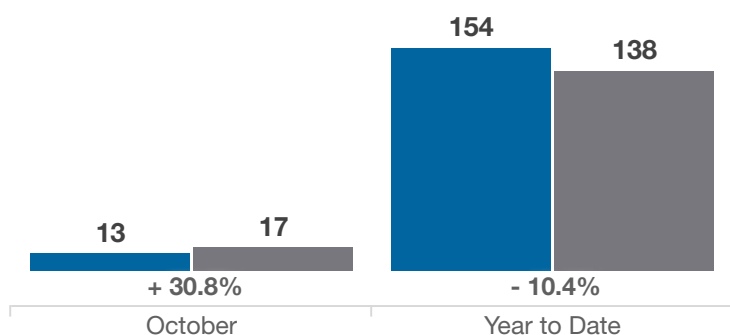
Franklin County

| Key Metrics | October | | | Year to Date | | |
|--|-----------|-----------|----------|--------------|--------------|----------|
| | 2019 | 2020 | % Change | Thru 10-2019 | Thru 10-2020 | % Change |
| Closed Sales | 13 | 17 | + 30.8% | 154 | 138 | - 10.4% |
| In Contracts | 17 | 21 | + 23.5% | 163 | 147 | - 9.8% |
| Average Sales Price* | \$138,431 | \$152,038 | + 9.8% | \$120,066 | \$135,154 | + 12.6% |
| Median Sales Price* | \$122,000 | \$150,000 | + 23.0% | \$114,000 | \$126,000 | + 10.5% |
| Average Price Per Square Foot* | \$119.50 | \$115.41 | - 3.4% | \$95.39 | \$108.32 | + 13.6% |
| Percent of Original List Price Received* | 96.3% | 102.3% | + 6.2% | 96.0% | 99.5% | + 3.6% |
| Percent of Last List Price Received* | 98.2% | 101.5% | + 3.4% | 97.5% | 100.3% | + 2.9% |
| Days on Market Until Sale | 13 | 7 | - 46.2% | 25 | 21 | - 16.0% |
| New Listings | 24 | 15 | - 37.5% | 177 | 157 | - 11.3% |
| Median List Price of New Listings | \$114,450 | \$132,900 | + 16.1% | \$114,450 | \$127,500 | + 11.4% |
| Median List Price at Time of Sale | \$124,900 | \$147,500 | + 18.1% | \$115,000 | \$125,000 | + 8.7% |
| Inventory of Homes for Sale | 28 | 10 | - 64.3% | — | — | — |
| Months Supply of Inventory | 1.8 | 0.7 | - 61.1% | — | — | — |

* Does not account for sale concessions and/or downpayment assistance. | Percent changes are calculated using rounded figures and can sometimes look extreme due to small sample size.

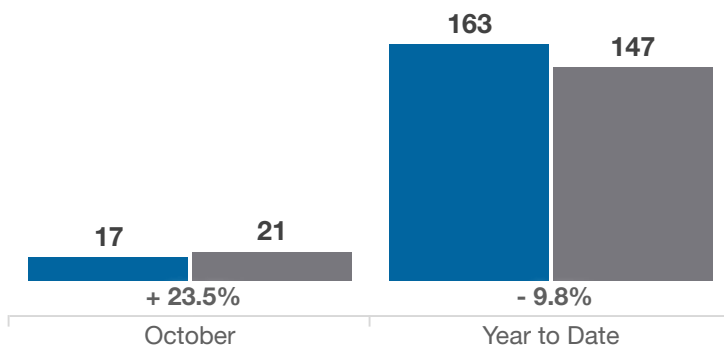
Closed Sales

■ 2019 ■ 2020



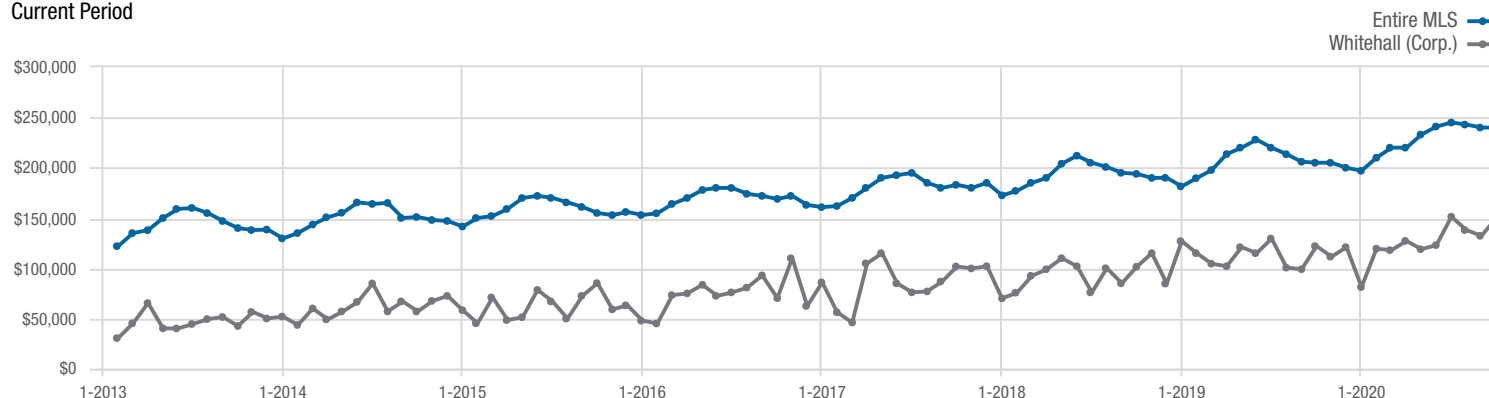
In Contracts

■ 2019 ■ 2020



Median Sales Price

Current Period



Each data point represents the median sales price in a given month.

Local Market Update – October 2020

A RESEARCH TOOL PROVIDED BY THE COLUMBUS REALTORS®
BASED ON RESIDENTIAL LISTING DATA ONLY

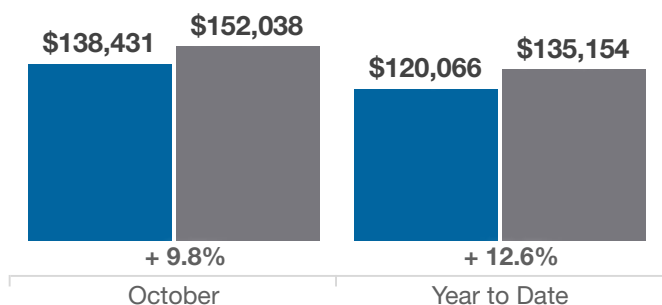


Whitehall (Corp.)

Franklin County

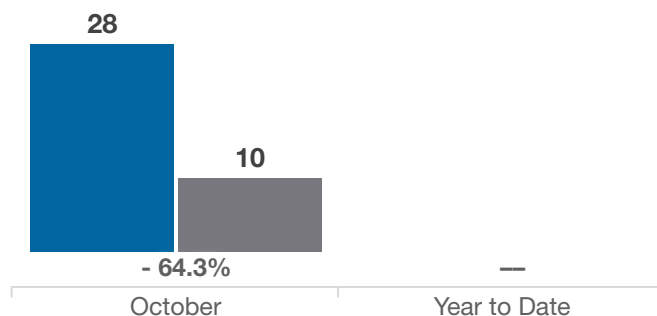
Average Sales Price

■ 2019 ■ 2020



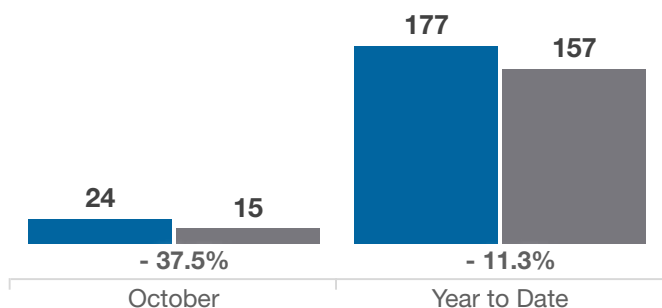
Inventory of Homes for Sale

■ 2019 ■ 2020



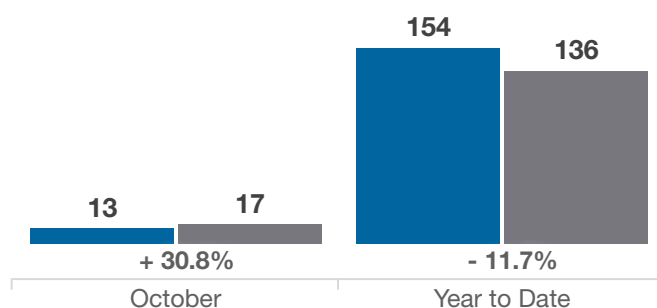
New Listings

■ 2019 ■ 2020



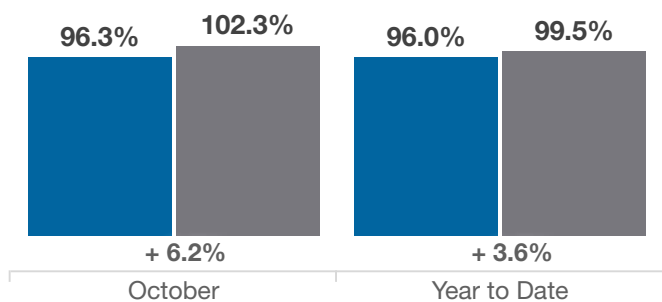
Single Family Sales

■ 2019 ■ 2020



Pct. Of Orig. List Price Received

■ 2019 ■ 2020



Condo Sales

■ 2019 ■ 2020

