

Local Market Update – October 2020

A RESEARCH TOOL PROVIDED BY THE COLUMBUS REALTORS®
BASED ON RESIDENTIAL LISTING DATA ONLY



Worthington (Corp.)

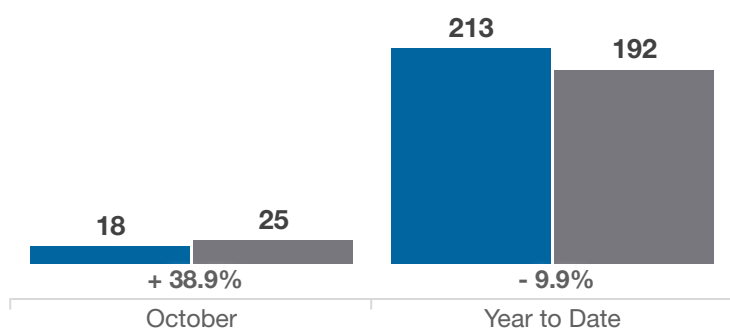
Franklin County

Key Metrics	October			Year to Date		
	2019	2020	% Change	Thru 10-2019	Thru 10-2020	% Change
Closed Sales	18	25	+ 38.9%	213	192	- 9.9%
In Contracts	14	19	+ 35.7%	219	198	- 9.6%
Average Sales Price*	\$323,711	\$389,824	+ 20.4%	\$336,574	\$358,873	+ 6.6%
Median Sales Price*	\$318,000	\$339,900	+ 6.9%	\$315,000	\$322,950	+ 2.5%
Average Price Per Square Foot*	\$194.57	\$210.45	+ 8.2%	\$185.19	\$201.21	+ 8.7%
Percent of Original List Price Received*	98.1%	99.4%	+ 1.3%	98.0%	99.9%	+ 1.9%
Percent of Last List Price Received*	99.9%	100.3%	+ 0.4%	99.4%	100.8%	+ 1.4%
Days on Market Until Sale	30	11	- 63.3%	28	18	- 35.7%
New Listings	21	15	- 28.6%	235	212	- 9.8%
Median List Price of New Listings	\$355,000	\$350,000	- 1.4%	\$329,900	\$330,000	+ 0.0%
Median List Price at Time of Sale	\$314,500	\$335,000	+ 6.5%	\$315,000	\$327,000	+ 3.8%
Inventory of Homes for Sale	24	12	- 50.0%	—	—	—
Months Supply of Inventory	1.1	0.6	- 45.5%	—	—	—

* Does not account for sale concessions and/or downpayment assistance. | Percent changes are calculated using rounded figures and can sometimes look extreme due to small sample size.

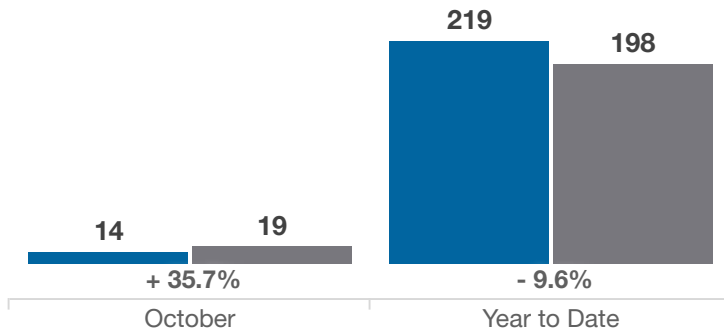
Closed Sales

■ 2019 ■ 2020



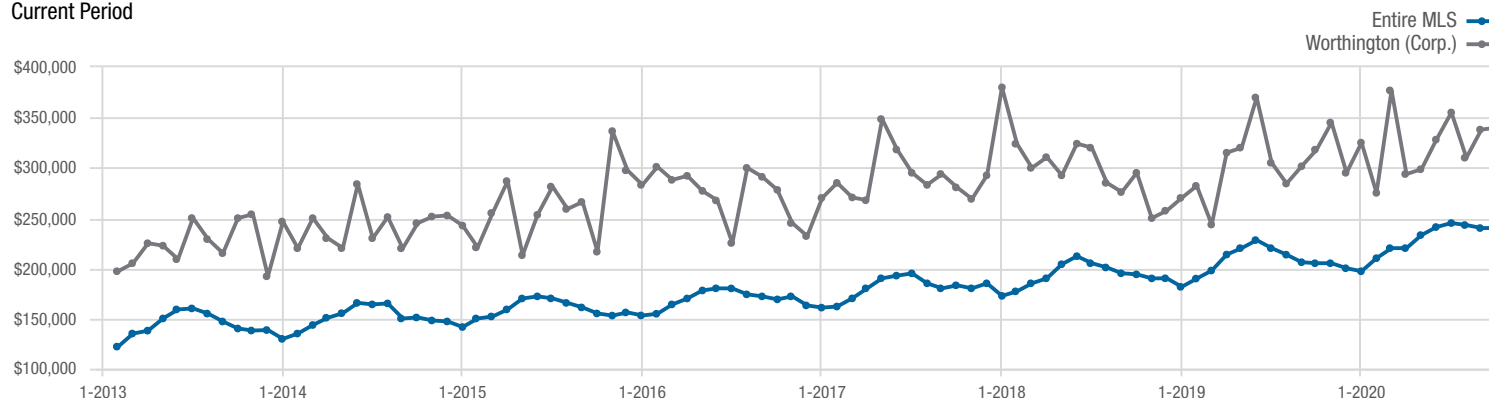
In Contracts

■ 2019 ■ 2020



Median Sales Price

Current Period



Each data point represents the median sales price in a given month.

Local Market Update – October 2020

A RESEARCH TOOL PROVIDED BY THE COLUMBUS REALTORS®
BASED ON RESIDENTIAL LISTING DATA ONLY

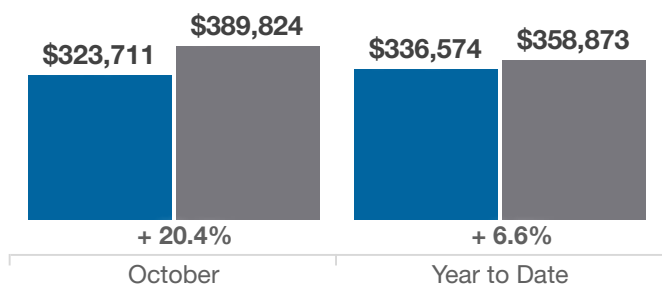


Worthington (Corp.)

Franklin County

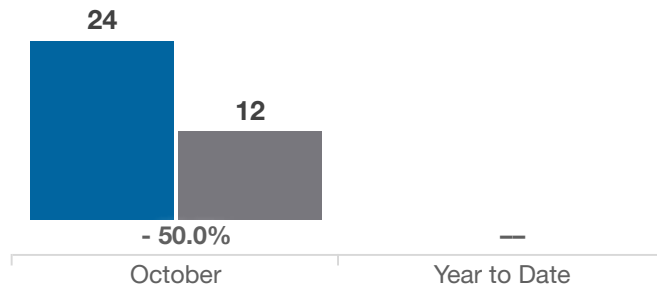
Average Sales Price

■ 2019 ■ 2020



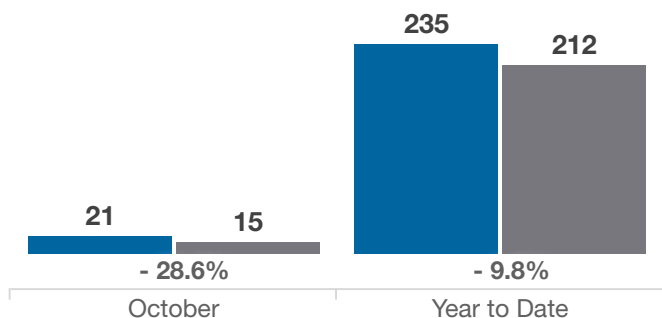
Inventory of Homes for Sale

■ 2019 ■ 2020



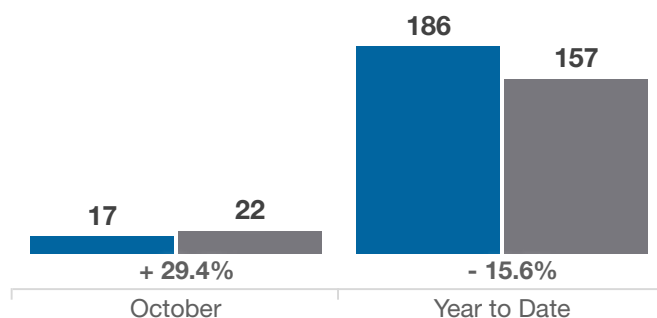
New Listings

■ 2019 ■ 2020



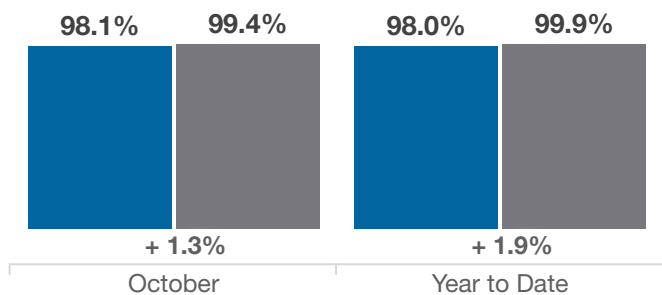
Single Family Sales

■ 2019 ■ 2020



Pct. Of Orig. List Price Received

■ 2019 ■ 2020



Condo Sales

■ 2019 ■ 2020

