

Local Market Update – November 2020

A RESEARCH TOOL PROVIDED BY THE COLUMBUS REALTORS®
BASED ON RESIDENTIAL LISTING DATA ONLY



Buckeye Valley Local School District

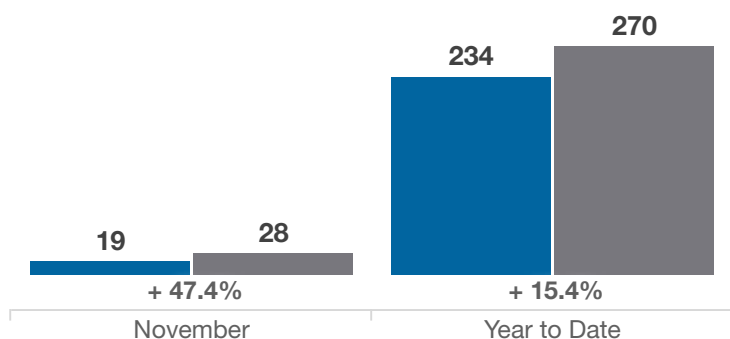
Delaware, Morrow, and Union Counties

Key Metrics	November			Year to Date		
	2019	2020	% Change	Thru 11-2019	Thru 11-2020	% Change
Closed Sales	19	28	+ 47.4%	234	270	+ 15.4%
In Contracts	23	31	+ 34.8%	246	294	+ 19.5%
Average Sales Price*	\$302,331	\$361,189	+ 19.5%	\$334,112	\$364,948	+ 9.2%
Median Sales Price*	\$332,000	\$381,250	+ 14.8%	\$347,500	\$370,000	+ 6.5%
Average Price Per Square Foot*	\$139.12	\$151.14	+ 8.6%	\$150.22	\$163.92	+ 9.1%
Percent of Original List Price Received*	101.4%	103.1%	+ 1.7%	97.4%	98.3%	+ 0.9%
Percent of Last List Price Received*	104.2%	103.4%	- 0.8%	99.1%	99.8%	+ 0.7%
Days on Market Until Sale	48	41	- 14.6%	37	41	+ 10.8%
New Listings	23	19	- 17.4%	315	314	- 0.3%
Median List Price of New Listings	\$278,000	\$274,950	- 1.1%	\$354,900	\$379,900	+ 7.0%
Median List Price at Time of Sale	\$339,000	\$394,900	+ 16.5%	\$349,900	\$374,900	+ 7.1%
Inventory of Homes for Sale	56	28	- 50.0%	—	—	—
Months Supply of Inventory	2.6	1.1	- 57.7%	—	—	—

* Does not account for sale concessions and/or downpayment assistance. | Percent changes are calculated using rounded figures and can sometimes look extreme due to small sample size.

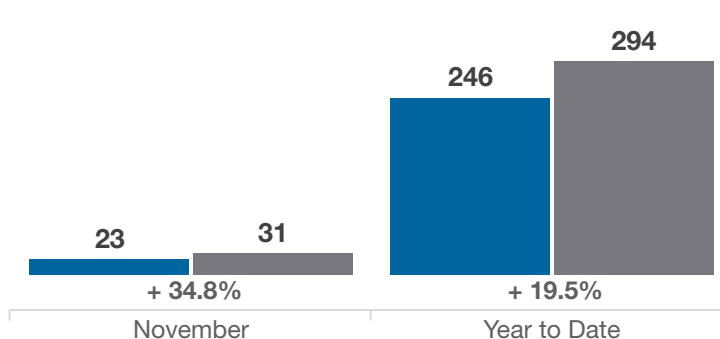
Closed Sales

■ 2019 ■ 2020



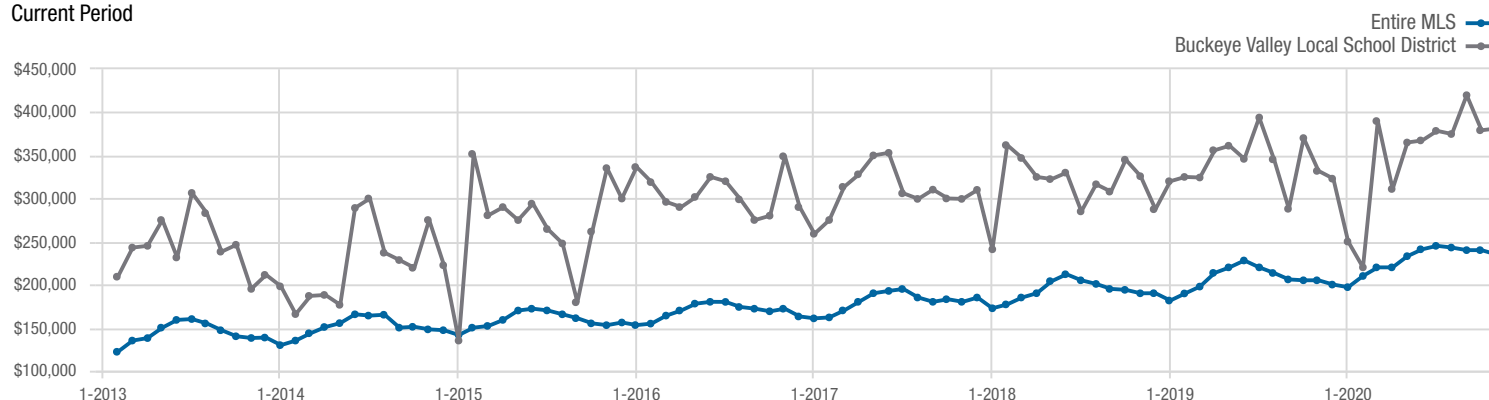
In Contracts

■ 2019 ■ 2020



Median Sales Price

Current Period



Each data point represents the median sales price in a given month.

Local Market Update – November 2020

A RESEARCH TOOL PROVIDED BY THE COLUMBUS REALTORS®
BASED ON RESIDENTIAL LISTING DATA ONLY

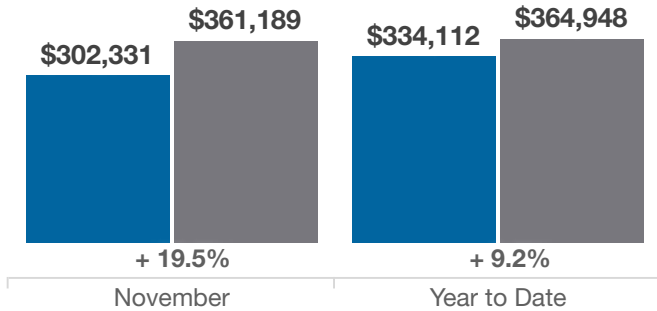


Buckeye Valley Local School District

Delaware, Morrow, and Union Counties

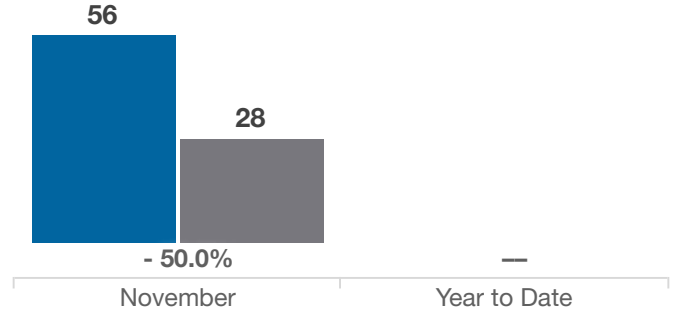
Average Sales Price

■ 2019 ■ 2020



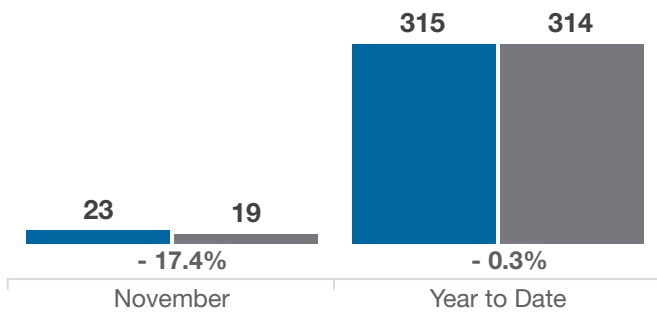
Inventory of Homes for Sale

■ 2019 ■ 2020



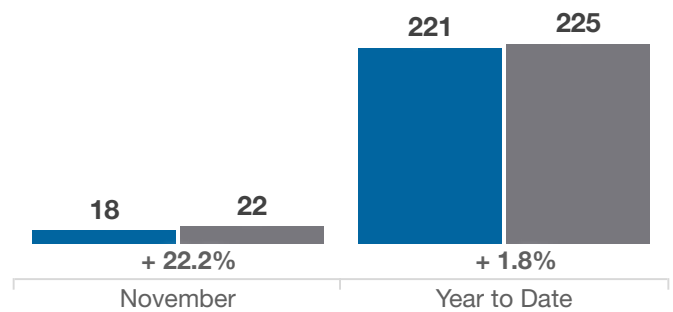
New Listings

■ 2019 ■ 2020



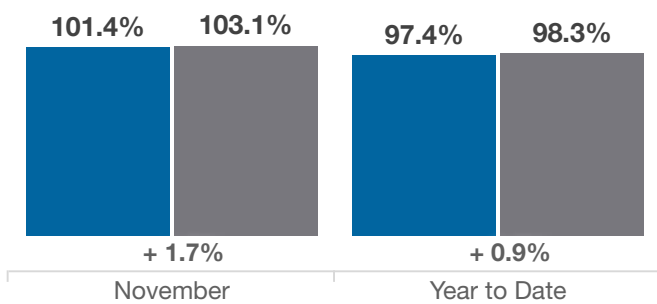
Single Family Sales

■ 2019 ■ 2020



Pct. Of Orig. List Price Received

■ 2019 ■ 2020



Condo Sales

■ 2019 ■ 2020

