

# Local Market Update – November 2020

A RESEARCH TOOL PROVIDED BY THE COLUMBUS REALTORS®  
BASED ON RESIDENTIAL LISTING DATA ONLY



## Columbus City School District

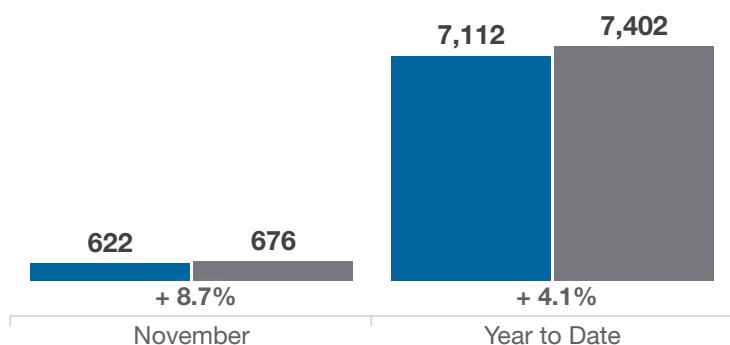
Franklin County

Key Metrics	November			Year to Date		
	2019	2020	% Change	Thru 11-2019	Thru 11-2020	% Change
Closed Sales	622	676	+ 8.7%	7,112	7,402	+ 4.1%
In Contracts	608	712	+ 17.1%	7,383	7,763	+ 5.1%
Average Sales Price*	\$185,052	\$221,631	+ 19.8%	\$193,947	\$212,042	+ 9.3%
Median Sales Price*	\$169,900	\$195,000	+ 14.8%	\$165,000	\$184,900	+ 12.1%
Average Price Per Square Foot*	\$130.35	\$152.86	+ 17.3%	\$132.25	\$146.33	+ 10.6%
Percent of Original List Price Received*	95.3%	98.9%	+ 3.8%	97.1%	98.7%	+ 1.6%
Percent of Last List Price Received*	97.8%	100.4%	+ 2.7%	98.7%	99.9%	+ 1.2%
Days on Market Until Sale	31	21	- 32.3%	28	25	- 10.7%
New Listings	584	641	+ 9.8%	8,824	8,565	- 2.9%
Median List Price of New Listings	\$173,900	\$189,000	+ 8.7%	\$169,900	\$188,750	+ 11.1%
Median List Price at Time of Sale	\$169,900	\$194,900	+ 14.7%	\$165,000	\$184,000	+ 11.5%
Inventory of Homes for Sale	1,195	794	- 33.6%	—	—	—
Months Supply of Inventory	1.8	1.2	- 33.3%	—	—	—

\* Does not account for sale concessions and/or downpayment assistance. | Percent changes are calculated using rounded figures and can sometimes look extreme due to small sample size.

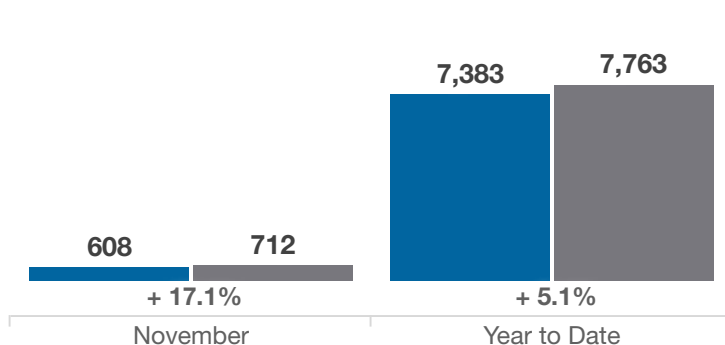
### Closed Sales

■ 2019 ■ 2020



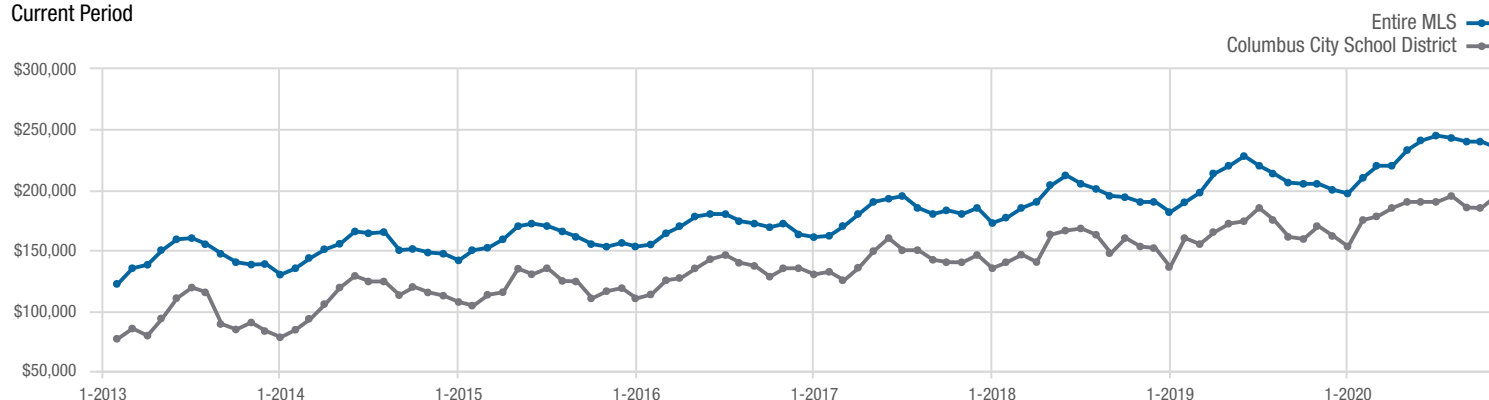
### In Contracts

■ 2019 ■ 2020



### Median Sales Price

Current Period



Each data point represents the median sales price in a given month.

# Local Market Update – November 2020

A RESEARCH TOOL PROVIDED BY THE COLUMBUS REALTORS®  
BASED ON RESIDENTIAL LISTING DATA ONLY

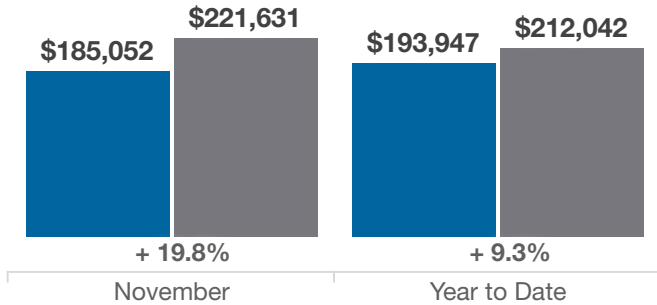


## Columbus City School District

Franklin County

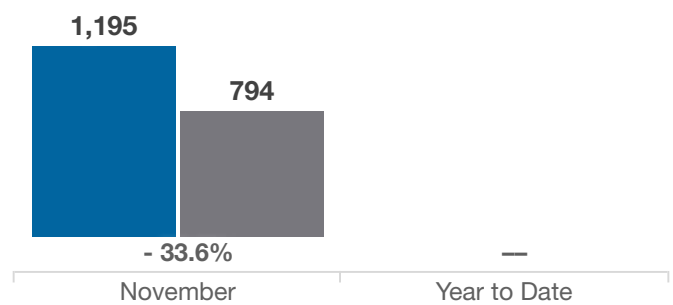
### Average Sales Price

■ 2019 ■ 2020



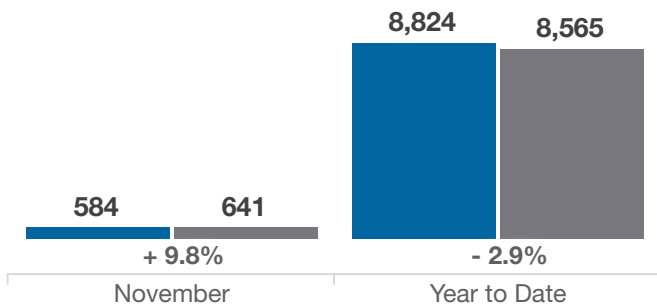
### Inventory of Homes for Sale

■ 2019 ■ 2020



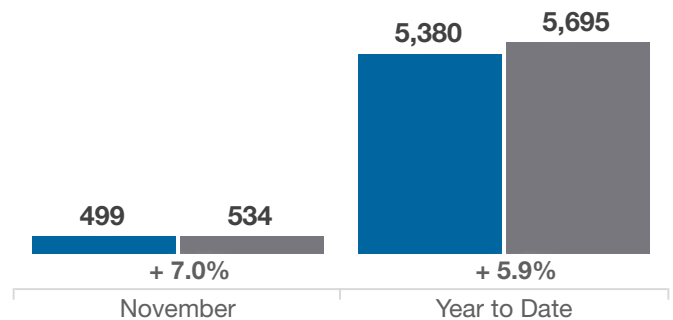
### New Listings

■ 2019 ■ 2020



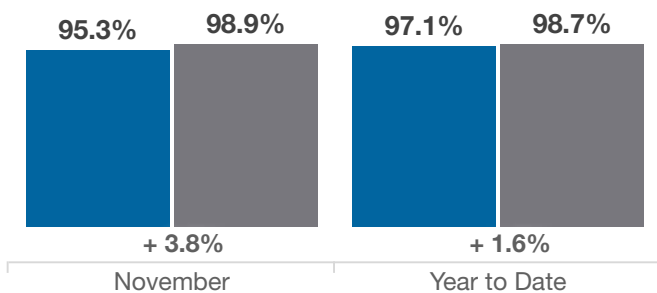
### Single Family Sales

■ 2019 ■ 2020



### Pct. Of Orig. List Price Received

■ 2019 ■ 2020



### Condo Sales

■ 2019 ■ 2020

