

# Local Market Update – November 2020

A RESEARCH TOOL PROVIDED BY THE COLUMBUS REALTORS®  
BASED ON RESIDENTIAL LISTING DATA ONLY



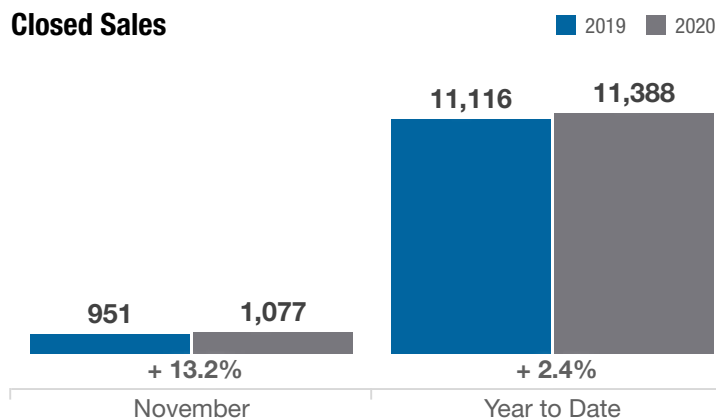
## Columbus (Corp.)

Franklin, Fairfield and Delaware Counties

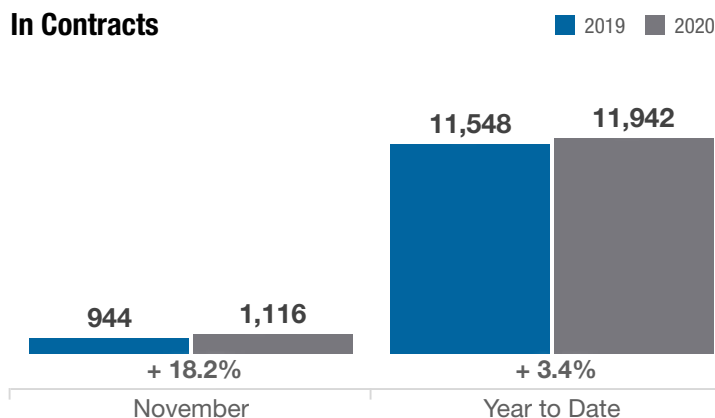
Key Metrics	November			Year to Date		
	2019	2020	% Change	Thru 11-2019	Thru 11-2020	% Change
Closed Sales	951	1,077	+ 13.2%	11,116	11,388	+ 2.4%
In Contracts	944	1,116	+ 18.2%	11,548	11,942	+ 3.4%
Average Sales Price*	\$192,312	\$228,718	+ 18.9%	\$199,420	\$218,057	+ 9.3%
Median Sales Price*	\$180,000	\$210,000	+ 16.7%	\$180,000	\$200,000	+ 11.1%
Average Price Per Square Foot*	\$130.67	\$150.82	+ 15.4%	\$131.49	\$144.74	+ 10.1%
Percent of Original List Price Received*	96.2%	100.0%	+ 4.0%	98.0%	99.7%	+ 1.7%
Percent of Last List Price Received*	98.1%	100.9%	+ 2.9%	99.3%	100.5%	+ 1.2%
Days on Market Until Sale	26	16	- 38.5%	23	20	- 13.0%
New Listings	819	932	+ 13.8%	13,197	12,836	- 2.7%
Median List Price of New Listings	\$180,000	\$199,900	+ 11.1%	\$184,900	\$199,900	+ 8.1%
Median List Price at Time of Sale	\$183,000	\$209,900	+ 14.7%	\$179,999	\$198,800	+ 10.4%
Inventory of Homes for Sale	1,424	922	- 35.3%	—	—	—
Months Supply of Inventory	1.4	0.9	- 35.7%	—	—	—

\* Does not account for sale concessions and/or downpayment assistance. | Percent changes are calculated using rounded figures and can sometimes look extreme due to small sample size.

### Closed Sales

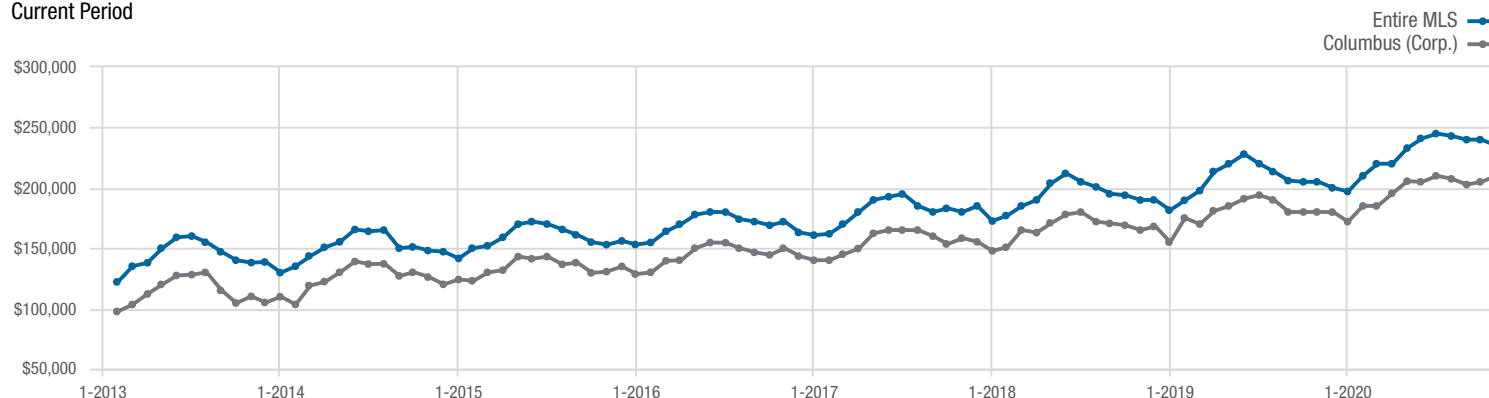


### In Contracts



### Median Sales Price

Current Period



Each data point represents the median sales price in a given month.

# Local Market Update – November 2020

A RESEARCH TOOL PROVIDED BY THE COLUMBUS REALTORS®  
BASED ON RESIDENTIAL LISTING DATA ONLY

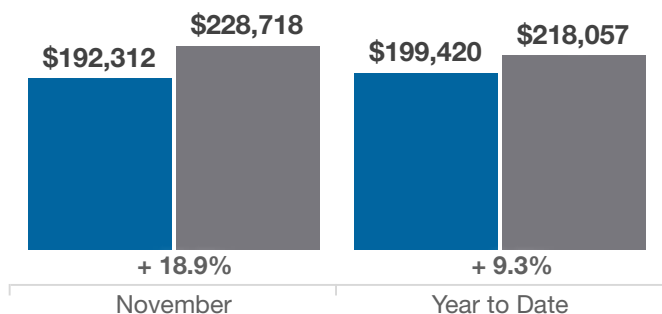


## Columbus (Corp.)

Franklin, Fairfield and Delaware Counties

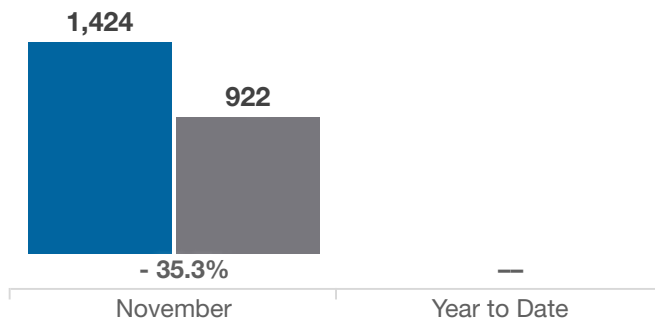
### Average Sales Price

■ 2019 ■ 2020



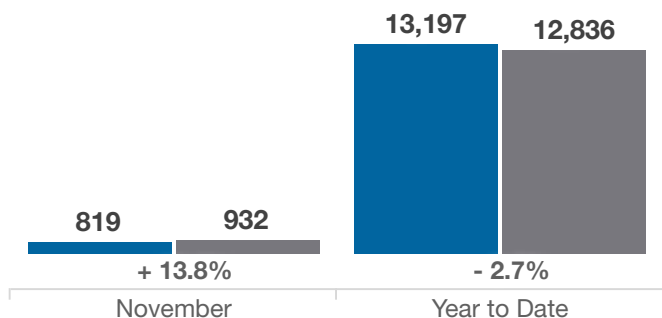
### Inventory of Homes for Sale

■ 2019 ■ 2020



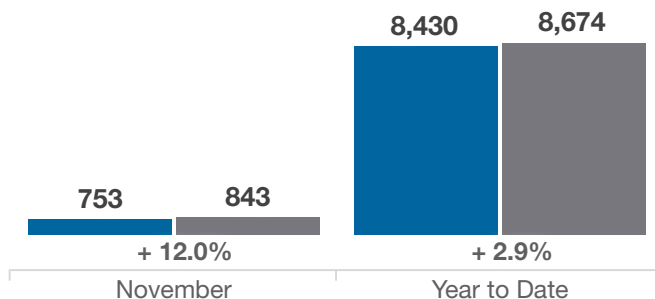
### New Listings

■ 2019 ■ 2020



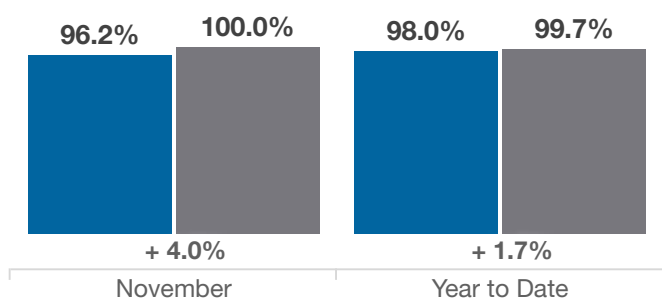
### Single Family Sales

■ 2019 ■ 2020



### Pct. Of Orig. List Price Received

■ 2019 ■ 2020



### Condo Sales

■ 2019 ■ 2020

